

Tami Rae Spero
County Clerk
Maria Diaz
Deputy
Harmony Brown
Deputy

Humboldt County Clerk

Humboldt County Courthouse

Jessica Koepke
Deputy
Marie Jones
Deputy
Candice Townsend
Deputy

CANVASS AND ABSTRACT OF THE VOTE OF HUMBOLDT COUNTY, STATE OF NEVADA

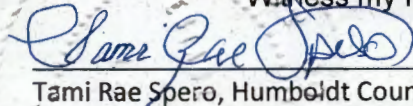
2024 PRIMARY ELECTION

HELD ON June 11, 2024

STATE OF NEVADA)
) ss.
COUNTY OF HUMBOLDT)

I, TAMI RAE SPERO, Clerk of said County, pursuant to NRS 293.393 and NRS 293.395, do hereby certify the attached to be a full, true and correct Statement of Votes Cast for the 2024 Primary in said County, polled at the 2024 Primary Election held on Tuesday, June 11, 2024. I hereby further certify that the complete number of votes cast for the 2024 Primary in said County is set forth in the attached document.


Witness my Hand and Official Seal, this 21st day of June, 2024.



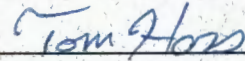
Tami Rae Spero, Humboldt County Clerk

WE, THE UNDERSIGNED Board of County Commissioners of Humboldt County, State of Nevada, do hereby accept the attached to be a full, true and correct Statement of Votes Cast for the 2024 Primary in said County, polled at the 2024 Primary Election held on Tuesday, June 11, 2024.

Dated this 06/21/2024




For: Jesse Hill, Chairman



Tom Hoss, Vice-Chairman

Absent
Ron Cerri



Ken Tipton



For: Mark Evatz

Explanation for any discrepancies found: None.

Statement of Votes Cast

Closed Primary

HUMBOLDT COUNTY

June 11, 2024

SOVC for: All Contests, All Districts, All Counting Groups

Precinct Portion	Registered Voters	Voters Cast	% Turnout
County			
County			
PRECINCT 1.00			
Election Day	829	67	8.08%
Early Vote	829	38	4.58%
Mail In	829	127	15.32%
Total	829	232	27.99%
PRECINCT 2.00			
Election Day	759	59	7.77%
Early Vote	759	46	6.06%
Mail In	759	133	17.52%
Total	759	238	31.36%
PRECINCT 3.00			
Election Day	669	46	6.88%
Early Vote	669	51	7.62%
Mail In	669	110	16.44%
Total	669	207	30.94%
PRECINCT 4.00 - City			
Election Day	615	29	4.72%
Early Vote	615	18	2.93%
Mail In	615	90	14.63%
Total	615	137	22.28%
PRECINCT 4.01 - County			
Election Day	229	7	3.06%
Early Vote	229	19	8.30%
Mail In	229	18	7.86%
Total	229	44	19.21%

Precinct Portion	Registered Voters	Voters Cast	% Turnout
PRECINCT 5.00 - City			
Election Day	1,118	115	10.29%
Early Vote	1,118	117	10.47%
Mail In	1,118	208	18.60%
Total	1,118	440	39.36%
PRECINCT 5.02 - County			
Election Day	3	0	0.00%
Early Vote	3	0	0.00%
Mail In	3	2	66.67%
Total	3	2	66.67%
PRECINCT 6.00			
Election Day	1,219	105	8.61%
Early Vote	1,219	79	6.48%
Mail In	1,219	175	14.36%
Total	1,219	359	29.45%
PRECINCT 7.00			
Election Day	1,030	90	8.74%
Early Vote	1,030	63	6.12%
Mail In	1,030	147	14.27%
Total	1,030	300	29.13%
PRECINCT 8.00			
Election Day	111	1	0.90%
Early Vote	111	0	0.00%
Mail In	111	54	48.65%
Total	111	55	49.55%
PRECINCT 9.00			
Election Day	210	12	5.71%
Early Vote	210	3	1.43%
Mail In	210	50	23.81%
Total	210	65	30.95%
PRECINCT 9.03 - GID Split			
Election Day	2	0	0.00%
Early Vote	2	0	0.00%
Mail In	2	0	0.00%
Total	2	0	0.00%

Precinct Portion	Registered Voters	Voters Cast	% Turnout
PRECINCT 10.00			
Election Day	0	5	N/A
Early Vote	0	8	N/A
Mail In	0	48	N/A
Total	0	61	N/A
PRECINCT 10.01 - GID Split			
Election Day	2	0	0.00%
Early Vote	2	0	0.00%
Mail In	2	0	0.00%
Total	2	0	0.00%
PRECINCT 11.00 - GID Split			
Election Day	16	8	50.00%
Early Vote	16	0	0.00%
Mail In	16	2	12.50%
Total	16	10	62.50%
PRECINCT 11.01			
Election Day	222	58	26.13%
Early Vote	222	4	1.80%
Mail In	222	48	21.62%
Total	222	110	49.55%
PRECINCT 12.00			
Election Day	161	39	24.22%
Early Vote	161	9	5.59%
Mail In	161	24	14.91%
Total	161	72	44.72%
PRECINCT 13.00			
Election Day	271	13	4.80%
Early Vote	271	2	0.74%
Mail In	271	95	35.06%
Total	271	110	40.59%
PRECINCT 14.00 - City			
Election Day	28	3	10.71%
Early Vote	28	2	7.14%
Mail In	28	3	10.71%
Total	28	8	28.57%

Precinct Portion	Registered Voters	Voters Cast	% Turnout
PRECINCT 14.02 - County			
Election Day	1,063	82	7.71%
Early Vote	1,063	32	3.01%
Mail In	1,063	125	11.76%
Total	1,063	239	22.48%
PRECINCT 15.00			
Election Day	357	19	5.32%
Early Vote	357	16	4.48%
Mail In	357	43	12.04%
Total	357	78	21.85%
County - Total	8,914	2,767	31.04%
Cumulative			
Cumulative			
Election Day	0	0	N/A
Early Vote	0	0	N/A
Mail In	0	0	N/A
Total	0	0	N/A
Cumulative - Total	0	0	N/A
County - Total	8,914	2,767	31.04%
Election Day	8,914	758	8.50%
Early Vote	8,914	507	5.69%
Mail In	8,914	1,502	16.85%

UNITED STATES SENATE (DEM) (Vote for 1)

DEM **** - Insufficient Turnout to Protect Voter Privacy

Precinct Portion	Times Cast	Registered Voters	Undervotes	Overvotes
County				
County				
PRECINCT 1.00				
Election Day	8	120	****	****
Early Vote	10	120	****	****
Mail In	36	120	1	0
Total	54	120	1	0
PRECINCT 2.00				
Election Day	8	121	****	****
Early Vote	4	121	****	****
Mail In	40	121	0	0
Total	52	121	0	0
PRECINCT 3.00				
Election Day	11	111	0	0
Early Vote	9	111	****	****
Mail In	27	111	2	0
Total	47	111	2	0
PRECINCT 4.00 - City				
Election Day	5	115	****	****
Early Vote	2	115	****	****
Mail In	28	115	0	0
Total	35	115	0	0
PRECINCT 4.01 - County				
Election Day	1	33	****	****
Early Vote	6	33	****	****
Mail In	4	33	****	****
Total	11	33	0	0

Precinct Portion	ROSEN, JACKY S. (DEM)	SCHAEFER, MIKE (DEM)
County		
County		
PRECINCT 1.00		
Election Day	****	****
Early Vote	****	****
Mail In	33	2
Total	47	3
PRECINCT 2.00		
Election Day	****	****
Early Vote	****	****
Mail In	38	0
Total	48	0
PRECINCT 3.00		
Election Day	10	1
Early Vote	****	****
Mail In	22	0
Total	40	1
PRECINCT 4.00 - City		
Election Day	****	****
Early Vote	****	****
Mail In	26	1
Total	33	1
PRECINCT 4.01 - County		
Election Day	****	****
Early Vote	****	****
Mail In	****	****
Total	11	0

Precinct Portion	WALKER, TROY ZAKARI (DEM)	NONE OF THESE CANDIDATES			Total Votes
County					
County					
PRECINCT 1.00					
Election Day	****	****	****	****	****
Early Vote	****	****	****	****	****
Mail In	0		0		35
Total	1		2		53
PRECINCT 2.00					
Election Day	****	****	****	****	****
Early Vote	****	****	****	****	****
Mail In	1		1		40
Total	2		2		52
PRECINCT 3.00					
Election Day	0		0		11
Early Vote	****	****	****	****	****
Mail In	2		1		25
Total	3		1		45
PRECINCT 4.00 - City					
Election Day	****	****	****	****	****
Early Vote	****	****	****	****	****
Mail In	0		1		28
Total	0		1		35
PRECINCT 4.01 - County					
Election Day	****	****	****	****	****
Early Vote	****	****	****	****	****
Mail In	****	****	****	****	****
Total	0		0		11

Precinct Portion	Times Cast	Registered Voters	Undervotes	Overvotes
PRECINCT 5.00 - City				
Election Day	16	146	0	0
Early Vote	15	146	0	0
Mail In	33	146	0	0
Total	64	146	0	0
PRECINCT 5.02 - County				
Election Day	0	0	0	0
Early Vote	0	0	0	0
Mail In	0	0	0	0
Total	0	0	0	0
PRECINCT 6.00				
Election Day	12	148	0	0
Early Vote	6	148	****	****
Mail In	53	148	0	0
Total	71	148	0	0
PRECINCT 7.00				
Election Day	5	97	****	****
Early Vote	2	97	****	****
Mail In	26	97	0	0
Total	33	97	0	0
PRECINCT 8.00				
Election Day	0	10	0	0
Early Vote	0	10	0	0
Mail In	5	10	****	****
Total	5	10	****	****
PRECINCT 9.00				
Election Day	0	17	0	0
Early Vote	0	17	0	0
Mail In	8	17	****	****
Total	8	17	****	****

Precinct Portion	ROSEN, JACKY S. (DEM)	SCHAEFER, MIKE (DEM)
PRECINCT 5.00 - City		
Election Day	12	2
Early Vote	14	1
Mail In	30	1
Total	56	4
PRECINCT 5.02 - County		
Election Day	0	0
Early Vote	0	0
Mail In	0	0
Total	0	0
PRECINCT 6.00		
Election Day	7	2
Early Vote	****	****
Mail In	49	2
Total	61	4
PRECINCT 7.00		
Election Day	****	****
Early Vote	****	****
Mail In	22	2
Total	28	3
PRECINCT 8.00		
Election Day	0	0
Early Vote	0	0
Mail In	****	****
Total	****	****
PRECINCT 9.00		
Election Day	0	0
Early Vote	0	0
Mail In	****	****
Total	****	****

Precinct Portion	WALKER, TROY ZAKARI (DEM)		NONE OF THESE CANDIDATES		Total Votes
PRECINCT 5.00 - City					
Election Day	0		2		16
Early Vote	0		0		15
Mail In	1		1		33
Total	1		3		64
PRECINCT 5.02 - County					
Election Day	0		0		0
Early Vote	0		0		0
Mail In	0		0		0
Total	0		0		0
PRECINCT 6.00					
Election Day	1		2		12
Early Vote	****	****	****	****	****
Mail In	0		2		53
Total	1		5		71
PRECINCT 7.00					
Election Day	****	****	****	****	****
Early Vote	****	****	****	****	****
Mail In	0		2		26
Total	0		2		33
PRECINCT 8.00					
Election Day	0		0		0
Early Vote	0		0		0
Mail In	****	****	****	****	****
Total	****	****	****	****	****
PRECINCT 9.00					
Election Day	0		0		0
Early Vote	0		0		0
Mail In	****	****	****	****	****
Total	****	****	****	****	****

Precinct Portion	Times Cast	Registered Voters	Undervotes	Overvotes
PRECINCT 9.03 - GID Split				
Election Day	0	0	0	0
Early Vote	0	0	0	0
Mail In	0	0	0	0
Total	0	0	0	0
PRECINCT 10.00				
Election Day	1	60	****	****
Early Vote	4	60	****	****
Mail In	13	60	0	0
Total	18	60	0	0
PRECINCT 10.01 - GID Split				
Election Day	0	0	0	0
Early Vote	0	0	0	0
Mail In	0	0	0	0
Total	0	0	0	0
PRECINCT 11.00 - GID Split				
Election Day	0	1	0	0
Early Vote	0	1	0	0
Mail In	0	1	0	0
Total	0	1	0	0
PRECINCT 11.01				
Election Day	1	9	****	****
Early Vote	0	9	0	0
Mail In	4	9	****	****
Total	5	9	****	****
PRECINCT 12.00				
Election Day	2	10	****	****
Early Vote	1	10	****	****
Mail In	4	10	****	****
Total	7	10	****	****

Precinct Portion	ROSEN, JACKY S. (DEM)	SCHAEFER, MIKE (DEM)
PRECINCT 9.03 - GID Split		
Election Day	0	0
Early Vote	0	0
Mail In	0	0
Total	0	0
PRECINCT 10.00		
Election Day	****	****
Early Vote	****	****
Mail In	10	1
Total	13	1
PRECINCT 10.01 - GID Split		
Election Day	0	0
Early Vote	0	0
Mail In	0	0
Total	0	0
PRECINCT 11.00 - GID Split		
Election Day	0	0
Early Vote	0	0
Mail In	0	0
Total	0	0
PRECINCT 11.01		
Election Day	****	****
Early Vote	0	0
Mail In	****	****
Total	****	****
PRECINCT 12.00		
Election Day	****	****
Early Vote	****	****
Mail In	****	****
Total	****	****

Precinct Portion	WALKER, TROY ZAKARI (DEM)	NONE OF THESE CANDIDATES			Total Votes
PRECINCT 9.03 - GID Split					
Election Day	0	0			0
Early Vote	0	0			0
Mail In	0	0			0
Total	0	0			0
PRECINCT 10.00					
Election Day	****	****	****	****	****
Early Vote	****	****	****	****	****
Mail In	1	1			13
Total	2	2			18
PRECINCT 10.01 - GID Split					
Election Day	0	0			0
Early Vote	0	0			0
Mail In	0	0			0
Total	0	0			0
PRECINCT 11.00 - GID Split					
Election Day	0	0			0
Early Vote	0	0			0
Mail In	0	0			0
Total	0	0			0
PRECINCT 11.01					
Election Day	****	****	****	****	****
Early Vote	0	0			0
Mail In	****	****	****	****	****
Total	****	****	****	****	****
PRECINCT 12.00					
Election Day	****	****	****	****	****
Early Vote	****	****	****	****	****
Mail In	****	****	****	****	****
Total	****	****	****	****	****

Precinct Portion	Times Cast	Registered Voters	Undervotes	Overvotes
PRECINCT 13.00				
Election Day	0	21	0	0
Early Vote	0	21	0	0
Mail In	11	21	0	0
Total	11	21	0	0
PRECINCT 14.00 - City				
Election Day	0	8	0	0
Early Vote	0	8	0	0
Mail In	1	8	****	****
Total	1	8	****	****
PRECINCT 14.02 - County				
Election Day	6	81	****	****
Early Vote	0	81	0	0
Mail In	20	81	0	0
Total	26	81	0	0
PRECINCT 15.00				
Election Day	2	26	****	****
Early Vote	0	26	0	0
Mail In	9	26	****	****
Total	11	26	0	0
County - Total	459	1,134	3	0
Cumulative				
Cumulative				
Election Day	0	0	0	0
Early Vote	0	0	0	0
Mail In	0	0	0	0
Total	0	0	0	0
Cumulative - Total	0	0	0	0
County - Total	459	1,134	3	0

Precinct Portion	ROSEN, JACKY S. (DEM)	SCHAEFER, MIKE (DEM)
PRECINCT 13.00		
Election Day	0	0
Early Vote	0	0
Mail In	8	0
Total	8	0
PRECINCT 14.00 - City		
Election Day	0	0
Early Vote	0	0
Mail In	****	****
Total	****	****
PRECINCT 14.02 - County		
Election Day	****	****
Early Vote	0	0
Mail In	18	0
Total	23	0
PRECINCT 15.00		
Election Day	****	****
Early Vote	0	0
Mail In	****	****
Total	10	1
County - Total	402	19
Cumulative		
Cumulative		
Election Day	0	0
Early Vote	0	0
Mail In	0	0
Total	0	0
Cumulative - Total	0	0
County - Total	402	19

Precinct Portion	WALKER, TROY ZAKARI (DEM)	NONE OF THESE CANDIDATES			Total Votes
PRECINCT 13.00					
Election Day	0	0			0
Early Vote	0	0			0
Mail In	2	1			11
Total	2	1			11
PRECINCT 14.00 - City					
Election Day	0	0			0
Early Vote	0	0			0
Mail In	****	****	****	****	****
Total	****	****	****	****	****
PRECINCT 14.02 - County					
Election Day	****	****	****	****	****
Early Vote	0	0			0
Mail In	2	0			20
Total	2	1			26
PRECINCT 15.00					
Election Day	****	****	****	****	****
Early Vote	0	0			0
Mail In	****	****	****	****	****
Total	0	0			11
County - Total	14	21			456
Cumulative					
Cumulative					
Election Day	0	0			0
Early Vote	0	0			0
Mail In	0	0			0
Total	0	0			0
Cumulative - Total	0	0			0
County - Total	14	21			456

UNITED STATES SENATE (REP) (Vote for 1)

REP **** - Insufficient Turnout to Protect Voter Privacy

Precinct Portion	Times Cast	Registered Voters	Undervotes	Overvotes
County				
County				
PRECINCT 1.00				
Election Day	54	406	0	0
Early Vote	22	406	0	0
Mail In	63	406	2	0
Total	139	406	2	0
PRECINCT 2.00				
Election Day	46	381	0	0
Early Vote	37	381	0	0
Mail In	72	381	0	0
Total	155	381	0	0
PRECINCT 3.00				
Election Day	31	343	1	0
Early Vote	36	343	0	0
Mail In	60	343	1	0
Total	127	343	2	0
PRECINCT 4.00 - City				
Election Day	19	266	0	0
Early Vote	14	266	0	0
Mail In	42	266	1	0
Total	75	266	1	0
PRECINCT 4.01 - County				
Election Day	5	113	****	****
Early Vote	12	113	0	0
Mail In	12	113	0	0
Total	29	113	0	0

Precinct Portion	BROWN, SAM (REP)	CONRAD, BILL "GREEN BERET" (REP)
County		
County		
PRECINCT 1.00		
Election Day	44	0
Early Vote	17	1
Mail In	43	1
Total	104	2
PRECINCT 2.00		
Election Day	29	0
Early Vote	17	1
Mail In	39	1
Total	85	2
PRECINCT 3.00		
Election Day	25	0
Early Vote	17	0
Mail In	41	3
Total	83	3
PRECINCT 4.00 - City		
Election Day	14	0
Early Vote	5	1
Mail In	26	0
Total	45	1
PRECINCT 4.01 - County		
Election Day	****	****
Early Vote	5	0
Mail In	10	0
Total	18	0

Precinct Portion	GRADY, JR., WALTER A. "TONY" (REP)		GUNTER, JEFF (REP)		HAMILTON, E.T. "EDDYNAMICS" (REP)		KENNEDY, RONDA (REP)		LINDEMANN, BARRY CAMERON (REP)		MABEY, GARN (REP)		MARCHANT, JIM (REP)	
County														
County														
PRECINCT 1.00														
Election Day	0		0		0		0		0		0		5	
Early Vote	1		1		0		0		0		0		0	
Mail In	2		3		0		1		0		3		5	
Total	3		4		0		1		0		3		10	
PRECINCT 2.00														
Election Day	4		6		0		0		0		0		3	
Early Vote	6		6		0		0		1		0		3	
Mail In	5		11		0		1		0		1		3	
Total	15		23		0		1		1		1		9	
PRECINCT 3.00														
Election Day	1		1		0		0		0		0		1	
Early Vote	0		6		0		0		0		0		9	
Mail In	2		2		0		0		1		0		3	
Total	3		9		0		0		1		0		13	
PRECINCT 4.00 - City														
Election Day	0		1		0		1		0		0		2	
Early Vote	1		2		0		1		0		0		2	
Mail In	1		4		0		1		0		0		1	
Total	2		7		0		3		0		0		5	
PRECINCT 4.01 - County														
Election Day	****	****	****	****	****	****	****	****	****	****	****	****	****	****
Early Vote	1		4		1		0		0		0		0	
Mail In	0		1		0		0		0		0		0	
Total	1		5		1		0		1		0		0	

Precinct Portion	MARINCH, GARY A. (REP)	PHILLIPS, STEPHANIE (REP)	REGO, VINCENT G. (REP)	NONE OF THESE CANDIDATES	Total Votes
County					
County					
PRECINCT 1.00					
Election Day	0	3	0	2	54
Early Vote	0	0	0	2	22
Mail In	0	0	0	3	61
Total	0	3	0	7	137
PRECINCT 2.00					
Election Day	0	0	0	4	46
Early Vote	0	0	0	3	37
Mail In	0	1	0	10	72
Total	0	1	0	17	155
PRECINCT 3.00					
Election Day	0	1	0	1	30
Early Vote	0	0	0	4	36
Mail In	0	0	0	7	59
Total	0	1	0	12	125
PRECINCT 4.00 - City					
Election Day	0	1	0	0	19
Early Vote	1	0	0	1	14
Mail In	0	0	0	8	41
Total	1	1	0	9	74
PRECINCT 4.01 - County					
Election Day	****	****	****	****	****
Early Vote	0	1	0	0	12
Mail In	0	0	0	1	12
Total	0	2	0	1	29

Precinct Portion	Times Cast	Registered Voters	Undervotes	Overvotes
PRECINCT 5.00 - City				
Election Day	90	695	0	0
Early Vote	97	695	0	0
Mail In	136	695	4	0
Total	323	695	4	0
PRECINCT 5.02 - County				
Election Day	0	3	0	0
Early Vote	0	3	0	0
Mail In	2	3	****	****
Total	2	3	****	****
PRECINCT 6.00				
Election Day	85	711	0	0
Early Vote	66	711	2	0
Mail In	91	711	1	0
Total	242	711	3	0
PRECINCT 7.00				
Election Day	77	680	1	0
Early Vote	60	680	0	0
Mail In	97	680	0	0
Total	234	680	1	0
PRECINCT 8.00				
Election Day	0	73	0	0
Early Vote	0	73	0	0
Mail In	47	73	2	0
Total	47	73	2	0
PRECINCT 9.00				
Election Day	11	103	0	0
Early Vote	3	103	****	****
Mail In	26	103	0	0
Total	40	103	0	0

Precinct Portion	BROWN, SAM (REP)	CONRAD, BILL "GREEN BERET" (REP)
PRECINCT 5.00 - City		
Election Day	66	7
Early Vote	66	1
Mail In	98	5
Total	230	13
PRECINCT 5.02 - County		
Election Day	0	0
Early Vote	0	0
Mail In	****	****
Total	****	****
PRECINCT 6.00		
Election Day	56	5
Early Vote	43	3
Mail In	57	2
Total	156	10
PRECINCT 7.00		
Election Day	61	0
Early Vote	40	1
Mail In	60	2
Total	161	3
PRECINCT 8.00		
Election Day	0	0
Early Vote	0	0
Mail In	31	2
Total	31	2
PRECINCT 9.00		
Election Day	8	0
Early Vote	****	****
Mail In	16	1
Total	27	1

Precinct Portion	GRADY, JR., WALTER A. "TONY" (REP)		GUNTER, JEFF (REP)		HAMILTON, E.T. "EDDYNOMICS" (REP)		KENNEDY, RONDA (REP)		LINDEMANN, BARRY CAMERON (REP)		MABEY, GARN (REP)		MARCHANT, JIM (REP)	
PRECINCT 5.00 - City														
Election Day	6		2		0		0		0		0		2	
Early Vote	13		2		0		0		1		1		4	
Mail In	8		5		0		0		0		3		1	
Total	27		9		0		0		1		4		7	
PRECINCT 5.02 - County														
Election Day	0		0		0		0		0		0		0	
Early Vote	0		0		0		0		0		0		0	
Mail In	****	****	****	****	****	****	****	****	****	****	****	****	****	****
Total	****	****	****	****	****	****	****	****	****	****	****	****	****	****
PRECINCT 6.00														
Election Day	4		7		0		1		0		0		6	
Early Vote	7		8		0		0		0		0		0	
Mail In	4		11		1		2		0		1		2	
Total	15		26		1		3		0		1		8	
PRECINCT 7.00														
Election Day	4		4		0		0		1		0		5	
Early Vote	2		11		1		0		0		0		2	
Mail In	1		11		1		2		0		1		9	
Total	7		26		2		2		1		1		16	
PRECINCT 8.00														
Election Day	0		0		0		0		0		0		0	
Early Vote	0		0		0		0		0		0		0	
Mail In	7		0		0		0		0		2		0	
Total	7		0		0		0		0		2		0	
PRECINCT 9.00														
Election Day	0		2		0		1		0		0		0	
Early Vote	****	****	****	****	****	****	****	****	****	****	****	****	****	****
Mail In	1		5		0		0		0		0		0	
Total	1		7		0		1		0		0		0	

Precinct Portion	MARINCH, GARY A. (REP)		PHILLIPS, STEPHANIE (REP)		REGO, VINCENT G. (REP)		NONE OF THESE CANDIDATES		Total Votes
PRECINCT 5.00 - City									
Election Day	0		1		0		6		90
Early Vote	0		5		0		4		97
Mail In	0		3		0		9		132
Total	0		9		0		19		319
PRECINCT 5.02 - County									
Election Day	0		0		0		0		0
Early Vote	0		0		0		0		0
Mail In	****	****	****	****	****	****	****	****	****
Total	****	****	****	****	****	****	****	****	****
PRECINCT 6.00									
Election Day	0		6		0		0		85
Early Vote	0		0		0		3		64
Mail In	0		4		0		6		90
Total	0		10		0		9		239
PRECINCT 7.00									
Election Day	1		0		0		0		76
Early Vote	0		0		0		3		60
Mail In	1		2		0		7		97
Total	2		2		0		10		233
PRECINCT 8.00									
Election Day	0		0		0		0		0
Early Vote	0		0		0		0		0
Mail In	0		0		0		3		45
Total	0		0		0		3		45
PRECINCT 9.00									
Election Day	0		0		0		0		11
Early Vote	****	****	****	****	****	****	****	****	****
Mail In	0		0		0		3		26
Total	0		0		0		3		40

Precinct Portion	Times Cast	Registered Voters	Undervotes	Overvotes
PRECINCT 9.03 - GID Split				
Election Day	0	0	0	0
Early Vote	0	0	0	0
Mail In	0	0	0	0
Total	0	0	0	0
PRECINCT 10.00				
Election Day	3	42	****	****
Early Vote	1	42	****	****
Mail In	25	42	0	0
Total	29	42	0	0
PRECINCT 10.01 - GID Split				
Election Day	0	0	0	0
Early Vote	0	0	0	0
Mail In	0	0	0	0
Total	0	0	0	0
PRECINCT 11.00 - GID Split				
Election Day	7	12	****	****
Early Vote	0	12	0	0
Mail In	2	12	****	****
Total	9	12	****	****
PRECINCT 11.01				
Election Day	54	182	0	0
Early Vote	4	182	****	****
Mail In	42	182	0	0
Total	100	182	0	0
PRECINCT 12.00				
Election Day	33	114	0	0
Early Vote	8	114	****	****
Mail In	16	114	0	0
Total	57	114	0	0

Precinct Portion	BROWN, SAM (REP)	CONRAD, BILL "GREEN BERET" (REP)
PRECINCT 9.03 - GID Split		
Election Day	0	0
Early Vote	0	0
Mail In	0	0
Total	0	0
PRECINCT 10.00		
Election Day	****	****
Early Vote	****	****
Mail In	19	0
Total	19	1
PRECINCT 10.01 - GID Split		
Election Day	0	0
Early Vote	0	0
Mail In	0	0
Total	0	0
PRECINCT 11.00 - GID Split		
Election Day	****	****
Early Vote	0	0
Mail In	****	****
Total	****	****
PRECINCT 11.01		
Election Day	47	1
Early Vote	****	****
Mail In	30	0
Total	81	1
PRECINCT 12.00		
Election Day	26	1
Early Vote	****	****
Mail In	7	1
Total	37	2

Precinct Portion	GRADY, JR., WALTER A. "TONY" (REP)		GUNTER, JEFF (REP)		HAMILTON, E.T. "EDDYNOMICS" (REP)		KENNEDY, RONDA (REP)		LINDEMANN, BARRY CAMERON (REP)		MABEY, GARN (REP)		MARCHANT, JIM (REP)	
PRECINCT 9.03 - GID Split														
Election Day	0		0		0		0		0		0		0	
Early Vote	0		0		0		0		0		0		0	
Mail In	0		0		0		0		0		0		0	
Total	0		0		0		0		0		0		0	
PRECINCT 10.00														
Election Day	****	****	****	****	****	****	****	****	****	****	****	****	****	****
Early Vote	****	****	****	****	****	****	****	****	****	****	****	****	****	****
Mail In	0		4		0		0		0		0		1	
Total	2		4		0		0		0		0		2	
PRECINCT 10.01 - GID Split														
Election Day	0		0		0		0		0		0		0	
Early Vote	0		0		0		0		0		0		0	
Mail In	0		0		0		0		0		0		0	
Total	0		0		0		0		0		0		0	
PRECINCT 11.00 - GID Split														
Election Day	****	****	****	****	****	****	****	****	****	****	****	****	****	****
Early Vote	0		0		0		0		0		0		0	
Mail In	****	****	****	****	****	****	****	****	****	****	****	****	****	****
Total	****	****	****	****	****	****	****	****	****	****	****	****	****	****
PRECINCT 11.01														
Election Day	3		1		0		0		0		0		1	
Early Vote	****	****	****	****	****	****	****	****	****	****	****	****	****	****
Mail In	2		0		0		0		0		0		2	
Total	5		1		0		0		0		0		3	
PRECINCT 12.00														
Election Day	2		0		0		0		0		0		0	
Early Vote	****	****	****	****	****	****	****	****	****	****	****	****	****	****
Mail In	3		1		0		1		0		0		0	
Total	8		1		0		1		0		0		0	

Precinct Portion	MARINCH, GARY A. (REP)		PHILLIPS, STEPHANIE (REP)		REGO, VINCENT G. (REP)		NONE OF THESE CANDIDATES		Total Votes
PRECINCT 9.03 - GID Split									
Election Day	0		0		0		0		0
Early Vote	0		0		0		0		0
Mail In	0		0		0		0		0
Total	0		0		0		0		0
PRECINCT 10.00									
Election Day	****	****	****	****	****	****	****	****	****
Early Vote	****	****	****	****	****	****	****	****	****
Mail In	0		0		0		1		25
Total	0		0		0		1		29
PRECINCT 10.01 - GID Split									
Election Day	0		0		0		0		0
Early Vote	0		0		0		0		0
Mail In	0		0		0		0		0
Total	0		0		0		0		0
PRECINCT 11.00 - GID Split									
Election Day	****	****	****	****	****	****	****	****	****
Early Vote	0		0		0		0		0
Mail In	****	****	****	****	****	****	****	****	****
Total	****	****	****	****	****	****	****	****	****
PRECINCT 11.01									
Election Day	0		0		0		1		54
Early Vote	****	****	****	****	****	****	****	****	****
Mail In	0		1		0		7		42
Total	0		1		0		8		100
PRECINCT 12.00									
Election Day	0		0		0		4		33
Early Vote	****	****	****	****	****	****	****	****	****
Mail In	0		0		0		3		16
Total	0		0		0		8		57

Precinct Portion	Times Cast	Registered Voters	Undervotes	Overvotes
PRECINCT 13.00				
Election Day	10	173	****	****
Early Vote	2	173	****	****
Mail In	74	173	0	0
Total	86	173	0	0
PRECINCT 14.00 - City				
Election Day	2	13	****	****
Early Vote	2	13	****	****
Mail In	1	13	****	****
Total	5	13	****	****
PRECINCT 14.02 - County				
Election Day	72	665	0	0
Early Vote	29	665	0	0
Mail In	86	665	2	0
Total	187	665	2	0
PRECINCT 15.00				
Election Day	13	205	0	0
Early Vote	15	205	0	0
Mail In	26	205	0	0
Total	54	205	0	0
County - Total	1,940	5,180	17	0
Cumulative				
Cumulative				
Election Day	0	0	0	0
Early Vote	0	0	0	0
Mail In	0	0	0	0
Total	0	0	0	0
Cumulative - Total	0	0	0	0
County - Total	1,940	5,180	17	0

Precinct Portion	BROWN, SAM (REP)	CONRAD, BILL "GREEN BERET" (REP)
PRECINCT 13.00		
Election Day	****	****
Early Vote	****	****
Mail In	49	3
Total	59	3
PRECINCT 14.00 - City		
Election Day	****	****
Early Vote	****	****
Mail In	****	****
Total	****	****
PRECINCT 14.02 - County		
Election Day	53	3
Early Vote	17	0
Mail In	50	4
Total	120	7
PRECINCT 15.00		
Election Day	8	2
Early Vote	4	2
Mail In	19	0
Total	31	4
County - Total	1,303	55
Cumulative		
Cumulative		
Election Day	0	0
Early Vote	0	0
Mail In	0	0
Total	0	0
Cumulative - Total	0	0
County - Total	1,303	55

Precinct Portion	GRADY, JR., WALTER A. "TONY" (REP)	GUNTER, JEFF (REP)	HAMILTON, E.T. "EDDYNOMICS" (REP)	KENNEDY, RONDA (REP)	LINDEMANN, BARRY CAMERON (REP)	MABEY, GARN (REP)	MARCHANT, JIM (REP)
PRECINCT 13.00							
Election Day	****	****	****	****	****	****	****
Early Vote	****	****	****	****	****	****	****
Mail In	5	10	0	0	0	0	0
Total	5	12	0	0	0	0	0
PRECINCT 14.00 - City							
Election Day	****	****	****	****	****	****	****
Early Vote	****	****	****	****	****	****	****
Mail In	****	****	****	****	****	****	****
Total	****	****	****	****	****	****	****
PRECINCT 14.02 - County							
Election Day	4	3	0	0	1	0	5
Early Vote	2	5	1	0	1	0	1
Mail In	1	12	0	0	0	0	7
Total	7	20	1	0	2	0	13
PRECINCT 15.00							
Election Day	1	0	0	0	0	0	1
Early Vote	1	4	0	0	0	0	4
Mail In	1	2	0	0	0	0	2
Total	3	6	0	0	0	0	7
County - Total	111	160	5	12	7	12	93
Cumulative							
Cumulative							
Election Day	0	0	0	0	0	0	0
Early Vote	0	0	0	0	0	0	0
Mail In	0	0	0	0	0	0	0
Total	0	0	0	0	0	0	0
Cumulative - Total	0	0	0	0	0	0	0
County - Total	111	160	5	12	7	12	93

Precinct Portion	MARINCH, GARY A. (REP)		PHILLIPS, STEPHANIE (REP)		REGO, VINCENT G. (REP)		NONE OF THESE CANDIDATES		Total Votes
PRECINCT 13.00									
Election Day	****	****	****	****	****	****	****	****	****
Early Vote	****	****	****	****	****	****	****	****	****
Mail In	0		4		0		3		74
Total	0		4		0		3		86
PRECINCT 14.00 - City									
Election Day	****	****	****	****	****	****	****	****	****
Early Vote	****	****	****	****	****	****	****	****	****
Mail In	****	****	****	****	****	****	****	****	****
Total	****	****	****	****	****	****	****	****	****
PRECINCT 14.02 - County									
Election Day	0		0		0		3		72
Early Vote	0		0		0		2		29
Mail In	0		5		0		5		84
Total	0		5		0		10		185
PRECINCT 15.00									
Election Day	0		1		0		0		13
Early Vote	0		0		0		0		15
Mail In	0		0		0		2		26
Total	0		1		0		2		54
County - Total	3		40		0		122		1,923
Cumulative									
Cumulative									
Election Day	0		0		0		0		0
Early Vote	0		0		0		0		0
Mail In	0		0		0		0		0
Total	0		0		0		0		0
Cumulative - Total	0		0		0		0		0
County - Total	3		40		0		122		1,923

UNITED STATES REPRESENTATIVE IN CONGRESS, DISTRICT 2 (REP) (Vote for 1)

REP **** - *Insufficient Turnout to Protect Voter Privacy*

Precinct Portion	Times Cast	Registered Voters	Undervotes	Overvotes
County				
County				
PRECINCT 1.00				
Election Day	54	406	1	0
Early Vote	22	406	2	0
Mail In	63	406	4	0
Total	139	406	7	0
PRECINCT 2.00				
Election Day	46	381	1	0
Early Vote	37	381	2	0
Mail In	72	381	2	0
Total	155	381	5	0
PRECINCT 3.00				
Election Day	31	343	0	0
Early Vote	36	343	1	0
Mail In	60	343	0	0
Total	127	343	1	0
PRECINCT 4.00 - City				
Election Day	19	266	1	0
Early Vote	14	266	1	0
Mail In	42	266	3	0
Total	75	266	5	0
PRECINCT 4.01 - County				
Election Day	5	113	****	****
Early Vote	12	113	1	0
Mail In	12	113	0	0
Total	29	113	1	0

Precinct Portion	AMODEI, MARK E. (REP)	SIMON, JR., FRED J. "DOC" (REP)	Total Votes
County			
County			
PRECINCT 1.00			
Election Day	40	13	53
Early Vote	18	2	20
Mail In	40	19	59
Total	98	34	132
PRECINCT 2.00			
Election Day	29	16	45
Early Vote	29	6	35
Mail In	61	9	70
Total	119	31	150
PRECINCT 3.00			
Election Day	22	9	31
Early Vote	21	14	35
Mail In	48	12	60
Total	91	35	126
PRECINCT 4.00 - City			
Election Day	11	7	18
Early Vote	9	4	13
Mail In	25	14	39
Total	45	25	70
PRECINCT 4.01 - County			
Election Day	****	****	****
Early Vote	5	6	11
Mail In	9	3	12
Total	18	10	28

Precinct Portion	Times Cast	Registered Voters	Undervotes	Overvotes
PRECINCT 5.00 - City				
Election Day	90	695	0	0
Early Vote	97	695	0	0
Mail In	136	695	4	0
Total	323	695	4	0
PRECINCT 5.02 - County				
Election Day	0	3	0	0
Early Vote	0	3	0	0
Mail In	2	3	****	****
Total	2	3	****	****
PRECINCT 6.00				
Election Day	85	711	6	0
Early Vote	66	711	3	0
Mail In	91	711	7	0
Total	242	711	16	0
PRECINCT 7.00				
Election Day	77	680	2	0
Early Vote	60	680	0	0
Mail In	97	680	3	0
Total	234	680	5	0
PRECINCT 8.00				
Election Day	0	73	0	0
Early Vote	0	73	0	0
Mail In	47	73	1	0
Total	47	73	1	0
PRECINCT 9.00				
Election Day	11	103	2	0
Early Vote	3	103	****	****
Mail In	26	103	2	0
Total	40	103	4	0

Precinct Portion	AMODEL, MARK E. (REP)	SIMON, JR., FRED J. "DOC" (REP)	Total Votes
PRECINCT 5.00 - City			
Election Day	63	27	90
Early Vote	84	13	97
Mail In	105	27	132
Total	252	67	319
PRECINCT 5.02 - County			
Election Day	0	0	0
Early Vote	0	0	0
Mail In	****	****	****
Total	****	****	****
PRECINCT 6.00			
Election Day	55	24	79
Early Vote	50	13	63
Mail In	57	27	84
Total	162	64	226
PRECINCT 7.00			
Election Day	44	31	75
Early Vote	47	13	60
Mail In	69	25	94
Total	160	69	229
PRECINCT 8.00			
Election Day	0	0	0
Early Vote	0	0	0
Mail In	39	7	46
Total	39	7	46
PRECINCT 9.00			
Election Day	1	8	9
Early Vote	****	****	****
Mail In	15	9	24
Total	17	19	36

Precinct Portion	Times Cast	Registered Voters	Undervotes	Overvotes
PRECINCT 9.03 - GID Split				
Election Day	0	0	0	0
Early Vote	0	0	0	0
Mail In	0	0	0	0
Total	0	0	0	0
PRECINCT 10.00				
Election Day	3	42	****	****
Early Vote	1	42	****	****
Mail In	25	42	0	0
Total	29	42	0	0
PRECINCT 10.01 - GID Split				
Election Day	0	0	0	0
Early Vote	0	0	0	0
Mail In	0	0	0	0
Total	0	0	0	0
PRECINCT 11.00 - GID Split				
Election Day	7	12	****	****
Early Vote	0	12	0	0
Mail In	2	12	****	****
Total	9	12	****	****
PRECINCT 11.01				
Election Day	54	182	2	0
Early Vote	4	182	****	****
Mail In	42	182	3	0
Total	100	182	5	0
PRECINCT 12.00				
Election Day	33	114	1	0
Early Vote	8	114	****	****
Mail In	16	114	0	0
Total	57	114	1	0

Precinct Portion	AMODEL, MARK E. (REP)	SIMON, JR., FRED J. "DOC" (REP)	Total Votes
PRECINCT 9.03 - GID Split			
Election Day	0	0	0
Early Vote	0	0	0
Mail In	0	0	0
Total	0	0	0
PRECINCT 10.00			
Election Day	****	****	****
Early Vote	****	****	****
Mail In	17	8	25
Total	20	9	29
PRECINCT 10.01 - GID Split			
Election Day	0	0	0
Early Vote	0	0	0
Mail In	0	0	0
Total	0	0	0
PRECINCT 11.00 - GID Split			
Election Day	****	****	****
Early Vote	0	0	0
Mail In	****	****	****
Total	****	****	****
PRECINCT 11.01			
Election Day	37	15	52
Early Vote	****	****	****
Mail In	22	17	39
Total	61	34	95
PRECINCT 12.00			
Election Day	23	9	32
Early Vote	****	****	****
Mail In	12	4	16
Total	41	15	56

Precinct Portion	Times Cast	Registered Voters	Undervotes	Overvotes
PRECINCT 13.00				
Election Day	10	173	****	****
Early Vote	2	173	****	****
Mail In	74	173	1	0
Total	86	173	2	0
PRECINCT 14.00 - City				
Election Day	2	13	****	****
Early Vote	2	13	****	****
Mail In	1	13	****	****
Total	5	13	****	****
PRECINCT 14.02 - County				
Election Day	72	665	1	0
Early Vote	29	665	1	0
Mail In	86	665	2	0
Total	187	665	4	0
PRECINCT 15.00				
Election Day	13	205	2	0
Early Vote	15	205	0	0
Mail In	26	205	2	0
Total	54	205	4	0
County - Total	1,940	5,180	65	0
Cumulative				
Cumulative				
Election Day	0	0	0	0
Early Vote	0	0	0	0
Mail In	0	0	0	0
Total	0	0	0	0
Cumulative - Total	0	0	0	0
County - Total	1,940	5,180	65	0

Precinct Portion	AMODEL, MARK E. (REP)	SIMON, JR., FRED J. "DOC" (REP)	Total Votes
PRECINCT 13.00			
Election Day	****	****	****
Early Vote	****	****	****
Mail In	48	25	73
Total	54	30	84
PRECINCT 14.00 - City			
Election Day	****	****	****
Early Vote	****	****	****
Mail In	****	****	****
Total	****	****	****
PRECINCT 14.02 - County			
Election Day	49	22	71
Early Vote	20	8	28
Mail In	53	31	84
Total	122	61	183
PRECINCT 15.00			
Election Day	7	4	11
Early Vote	10	5	15
Mail In	18	6	24
Total	35	15	50
County - Total	1,348	527	1,875
Cumulative			
Cumulative			
Election Day	0	0	0
Early Vote	0	0	0
Mail In	0	0	0
Total	0	0	0
Cumulative - Total	0	0	0
County - Total	1,348	527	1,875

STATE ASSEMBLY DISTRICT 32 (Vote for 1)

REP **** - Insufficient Turnout to Protect Voter Privacy

Precinct Portion	Times Cast	Registered Voters	Undervotes	Overvotes
County				
County				
PRECINCT 1.00				
Election Day	54	406	4	0
Early Vote	22	406	3	0
Mail In	63	406	5	0
Total	139	406	12	0
PRECINCT 2.00				
Election Day	46	381	4	0
Early Vote	37	381	2	0
Mail In	72	381	4	0
Total	155	381	10	0
PRECINCT 3.00				
Election Day	31	343	1	0
Early Vote	36	343	0	0
Mail In	60	343	3	0
Total	127	343	4	0
PRECINCT 4.00 - City				
Election Day	19	266	1	0
Early Vote	14	266	1	0
Mail In	42	266	4	0
Total	75	266	6	0
PRECINCT 4.01 - County				
Election Day	5	113	****	****
Early Vote	12	113	2	0
Mail In	12	113	2	0
Total	29	113	4	0

Precinct Portion	BUSHEY, JASON (REP)	HANSEN, ALEXIS M. (REP)	Total Votes
County			
County			
PRECINCT 1.00			
Election Day	6	44	50
Early Vote	3	16	19
Mail In	16	42	58
Total	25	102	127
PRECINCT 2.00			
Election Day	6	36	42
Early Vote	4	31	35
Mail In	19	49	68
Total	29	116	145
PRECINCT 3.00			
Election Day	5	25	30
Early Vote	2	34	36
Mail In	9	48	57
Total	16	107	123
PRECINCT 4.00 - City			
Election Day	4	14	18
Early Vote	4	9	13
Mail In	11	27	38
Total	19	50	69
PRECINCT 4.01 - County			
Election Day	****	****	****
Early Vote	2	8	10
Mail In	4	6	10
Total	7	18	25

Precinct Portion	Times Cast	Registered Voters	Undervotes	Overvotes
PRECINCT 5.00 - City				
Election Day	90	695	0	0
Early Vote	97	695	2	0
Mail In	136	695	9	0
Total	323	695	11	0
PRECINCT 5.02 - County				
Election Day	0	3	0	0
Early Vote	0	3	0	0
Mail In	2	3	****	****
Total	2	3	****	****
PRECINCT 6.00				
Election Day	85	711	9	0
Early Vote	66	711	5	0
Mail In	91	711	6	0
Total	242	711	20	0
PRECINCT 7.00				
Election Day	77	680	4	0
Early Vote	60	680	3	0
Mail In	97	680	7	0
Total	234	680	14	0
PRECINCT 8.00				
Election Day	0	73	0	0
Early Vote	0	73	0	0
Mail In	47	73	6	0
Total	47	73	6	0
PRECINCT 9.00				
Election Day	11	103	1	0
Early Vote	3	103	****	****
Mail In	26	103	1	0
Total	40	103	2	0

Precinct Portion	BUSHEY, JASON (REP)	HANSEN, ALEXIS M. (REP)	Total Votes
PRECINCT 5.00 - City			
Election Day	9	81	90
Early Vote	13	82	95
Mail In	25	102	127
Total	47	265	312
PRECINCT 5.02 - County			
Election Day	0	0	0
Early Vote	0	0	0
Mail In	****	****	****
Total	****	****	****
PRECINCT 6.00			
Election Day	26	50	76
Early Vote	8	53	61
Mail In	20	65	85
Total	54	168	222
PRECINCT 7.00			
Election Day	18	55	73
Early Vote	17	40	57
Mail In	20	70	90
Total	55	165	220
PRECINCT 8.00			
Election Day	0	0	0
Early Vote	0	0	0
Mail In	8	33	41
Total	8	33	41
PRECINCT 9.00			
Election Day	4	6	10
Early Vote	****	****	****
Mail In	7	18	25
Total	11	27	38

Precinct Portion	Times Cast	Registered Voters	Undervotes	Overvotes
PRECINCT 9.03 - GID Split				
Election Day	0	0	0	0
Early Vote	0	0	0	0
Mail In	0	0	0	0
Total	0	0	0	0
PRECINCT 10.00				
Election Day	3	42	****	****
Early Vote	1	42	****	****
Mail In	25	42	0	0
Total	29	42	1	0
PRECINCT 10.01 - GID Split				
Election Day	0	0	0	0
Early Vote	0	0	0	0
Mail In	0	0	0	0
Total	0	0	0	0
PRECINCT 11.00 - GID Split				
Election Day	7	12	****	****
Early Vote	0	12	0	0
Mail In	2	12	****	****
Total	9	12	****	****
PRECINCT 11.01				
Election Day	54	182	2	0
Early Vote	4	182	****	****
Mail In	42	182	4	0
Total	100	182	8	0
PRECINCT 12.00				
Election Day	33	114	5	0
Early Vote	8	114	****	****
Mail In	16	114	0	0
Total	57	114	6	0

Precinct Portion	BUSHEY, JASON (REP)	HANSEN, ALEXIS M. (REP)	Total Votes
PRECINCT 9.03 - GID Split			
Election Day	0	0	0
Early Vote	0	0	0
Mail In	0	0	0
Total	0	0	0
PRECINCT 10.00			
Election Day	****	****	****
Early Vote	****	****	****
Mail In	12	13	25
Total	15	13	28
PRECINCT 10.01 - GID Split			
Election Day	0	0	0
Early Vote	0	0	0
Mail In	0	0	0
Total	0	0	0
PRECINCT 11.00 - GID Split			
Election Day	****	****	****
Early Vote	0	0	0
Mail In	****	****	****
Total	****	****	****
PRECINCT 11.01			
Election Day	8	44	52
Early Vote	****	****	****
Mail In	10	28	38
Total	18	74	92
PRECINCT 12.00			
Election Day	10	18	28
Early Vote	****	****	****
Mail In	4	12	16
Total	15	36	51

Precinct Portion	Times Cast	Registered Voters	Undervotes	Overvotes
PRECINCT 13.00				
Election Day	10	173	****	****
Early Vote	2	173	****	****
Mail In	74	173	8	0
Total	86	173	8	0
PRECINCT 14.00 - City				
Election Day	2	13	****	****
Early Vote	2	13	****	****
Mail In	1	13	****	****
Total	5	13	****	****
PRECINCT 14.02 - County				
Election Day	72	665	3	0
Early Vote	29	665	2	0
Mail In	86	665	3	0
Total	187	665	8	0
PRECINCT 15.00				
Election Day	13	205	3	0
Early Vote	15	205	0	0
Mail In	26	205	0	0
Total	54	205	3	0
County - Total	1,940	5,180	126	0
Cumulative				
Cumulative				
Election Day	0	0	0	0
Early Vote	0	0	0	0
Mail In	0	0	0	0
Total	0	0	0	0
Cumulative - Total	0	0	0	0
County - Total	1,940	5,180	126	0

Precinct Portion	BUSHEY, JASON (REP)	HANSEN, ALEXIS M. (REP)	Total Votes
PRECINCT 13.00			
Election Day	****	****	****
Early Vote	****	****	****
Mail In	16	50	66
Total	20	58	78
PRECINCT 14.00 - City			
Election Day	****	****	****
Early Vote	****	****	****
Mail In	****	****	****
Total	****	****	****
PRECINCT 14.02 - County			
Election Day	13	56	69
Early Vote	4	23	27
Mail In	16	67	83
Total	33	146	179
PRECINCT 15.00			
Election Day	3	7	10
Early Vote	5	10	15
Mail In	4	22	26
Total	12	39	51
County - Total	385	1,429	1,814
Cumulative			
Cumulative			
Election Day	0	0	0
Early Vote	0	0	0
Mail In	0	0	0
Total	0	0	0
Cumulative - Total	0	0	0
County - Total	385	1,429	1,814

COUNTY COMMISSIONER, SEAT B (Vote for 1)

REP **** - Insufficient Turnout to Protect Voter Privacy

Precinct Portion	Times Cast	Registered Voters	Undervotes	Overvotes
County				
County				
PRECINCT 1.00				
Election Day	54	406	2	0
Early Vote	22	406	0	0
Mail In	63	406	5	0
Total	139	406	7	0
PRECINCT 2.00				
Election Day	46	381	3	0
Early Vote	37	381	1	0
Mail In	72	381	4	0
Total	155	381	8	0
PRECINCT 3.00				
Election Day	31	343	1	0
Early Vote	36	343	0	0
Mail In	60	343	1	0
Total	127	343	2	0
PRECINCT 4.00 - City				
Election Day	19	266	2	0
Early Vote	14	266	0	0
Mail In	42	266	5	0
Total	75	266	7	0
PRECINCT 4.01 - County				
Election Day	5	113	****	****
Early Vote	12	113	1	0
Mail In	12	113	1	0
Total	29	113	2	0

Precinct Portion	BROOKS, PAIGE L (REP)	NEWTON, CRYSTAL (REP)	Total Votes
County			
County			
PRECINCT 1.00			
Election Day	39	13	52
Early Vote	14	8	22
Mail In	38	20	58
Total	91	41	132
PRECINCT 2.00			
Election Day	21	22	43
Early Vote	18	18	36
Mail In	47	21	68
Total	86	61	147
PRECINCT 3.00			
Election Day	13	17	30
Early Vote	21	15	36
Mail In	45	14	59
Total	79	46	125
PRECINCT 4.00 - City			
Election Day	9	8	17
Early Vote	6	8	14
Mail In	21	16	37
Total	36	32	68
PRECINCT 4.01 - County			
Election Day	****	****	****
Early Vote	8	3	11
Mail In	4	7	11
Total	16	11	27

Precinct Portion	Times Cast	Registered Voters	Undervotes	Overvotes
PRECINCT 5.00 - City				
Election Day	90	695	1	0
Early Vote	97	695	2	0
Mail In	136	695	6	0
Total	323	695	9	0
PRECINCT 5.02 - County				
Election Day	0	3	0	0
Early Vote	0	3	0	0
Mail In	2	3	****	****
Total	2	3	****	****
PRECINCT 6.00				
Election Day	85	711	6	0
Early Vote	66	711	4	0
Mail In	91	711	11	0
Total	242	711	21	0
PRECINCT 7.00				
Election Day	77	680	8	0
Early Vote	60	680	4	0
Mail In	97	680	3	0
Total	234	680	15	0
PRECINCT 8.00				
Election Day	0	73	0	0
Early Vote	0	73	0	0
Mail In	47	73	5	0
Total	47	73	5	0
PRECINCT 9.00				
Election Day	11	103	3	0
Early Vote	3	103	****	****
Mail In	26	103	0	0
Total	40	103	3	0

Precinct Portion	BROOKS, PAIGEL L (REP)	NEWTON, CRYSTAL (REP)	Total Votes
PRECINCT 5.00 - City			
Election Day	49	40	89
Early Vote	60	35	95
Mail In	85	45	130
Total	194	120	314
PRECINCT 5.02 - County			
Election Day	0	0	0
Early Vote	0	0	0
Mail In	****	****	****
Total	****	****	****
PRECINCT 6.00			
Election Day	43	36	79
Early Vote	48	14	62
Mail In	48	32	80
Total	139	82	221
PRECINCT 7.00			
Election Day	38	31	69
Early Vote	33	23	56
Mail In	68	26	94
Total	139	80	219
PRECINCT 8.00			
Election Day	0	0	0
Early Vote	0	0	0
Mail In	35	7	42
Total	35	7	42
PRECINCT 9.00			
Election Day	4	4	8
Early Vote	****	****	****
Mail In	16	10	26
Total	21	16	37

Precinct Portion	Times Cast	Registered Voters	Undervotes	Overvotes
PRECINCT 9.03 - GID Split				
Election Day	0	0	0	0
Early Vote	0	0	0	0
Mail In	0	0	0	0
Total	0	0	0	0
PRECINCT 10.00				
Election Day	3	42	****	****
Early Vote	1	42	****	****
Mail In	25	42	0	0
Total	29	42	1	0
PRECINCT 10.01 - GID Split				
Election Day	0	0	0	0
Early Vote	0	0	0	0
Mail In	0	0	0	0
Total	0	0	0	0
PRECINCT 11.00 - GID Split				
Election Day	7	12	****	****
Early Vote	0	12	0	0
Mail In	2	12	****	****
Total	9	12	****	****
PRECINCT 11.01				
Election Day	54	182	3	0
Early Vote	4	182	****	****
Mail In	42	182	2	0
Total	100	182	7	0
PRECINCT 12.00				
Election Day	33	114	0	0
Early Vote	8	114	****	****
Mail In	16	114	0	0
Total	57	114	1	0

Precinct Portion	BROOKS, PAIGE L (REP)	NEWTON, CRYSTAL (REP)	Total Votes
PRECINCT 9.03 - GID Split			
Election Day	0	0	0
Early Vote	0	0	0
Mail In	0	0	0
Total	0	0	0
PRECINCT 10.00			
Election Day	****	****	****
Early Vote	****	****	****
Mail In	24	1	25
Total	27	1	28
PRECINCT 10.01 - GID Split			
Election Day	0	0	0
Early Vote	0	0	0
Mail In	0	0	0
Total	0	0	0
PRECINCT 11.00 - GID Split			
Election Day	****	****	****
Early Vote	0	0	0
Mail In	****	****	****
Total	****	****	****
PRECINCT 11.01			
Election Day	30	21	51
Early Vote	****	****	****
Mail In	26	14	40
Total	58	35	93
PRECINCT 12.00			
Election Day	23	10	33
Early Vote	****	****	****
Mail In	8	8	16
Total	34	22	56

Precinct Portion	Times Cast	Registered Voters	Undervotes	Overvotes
PRECINCT 13.00				
Election Day	10	173	****	****
Early Vote	2	173	****	****
Mail In	74	173	9	0
Total	86	173	10	0
PRECINCT 14.00 - City				
Election Day	2	13	****	****
Early Vote	2	13	****	****
Mail In	1	13	****	****
Total	5	13	****	****
PRECINCT 14.02 - County				
Election Day	72	665	5	0
Early Vote	29	665	1	0
Mail In	86	665	4	0
Total	187	665	10	0
PRECINCT 15.00				
Election Day	13	205	3	0
Early Vote	15	205	0	0
Mail In	26	205	3	0
Total	54	205	6	0
County - Total	1,940	5,180	114	0
Cumulative				
Cumulative				
Election Day	0	0	0	0
Early Vote	0	0	0	0
Mail In	0	0	0	0
Total	0	0	0	0
Cumulative - Total	0	0	0	0
County - Total	1,940	5,180	114	0

Precinct Portion	BROOKS, PAIGEL (REP)	NEWTON, CRYSTAL (REP)	Total Votes
PRECINCT 13.00			
Election Day	****	****	****
Early Vote	****	****	****
Mail In	44	21	65
Total	53	23	76
PRECINCT 14.00 - City			
Election Day	****	****	****
Early Vote	****	****	****
Mail In	****	****	****
Total	****	****	****
PRECINCT 14.02 - County			
Election Day	34	33	67
Early Vote	17	11	28
Mail In	49	33	82
Total	100	77	177
PRECINCT 15.00			
Election Day	7	3	10
Early Vote	8	7	15
Mail In	18	5	23
Total	33	15	48
County - Total	1,150	676	1,826
Cumulative			
Cumulative			
Election Day	0	0	0
Early Vote	0	0	0
Mail In	0	0	0
Total	0	0	0
Cumulative - Total	0	0	0
County - Total	1,150	676	1,826

STATE BOARD OF EDUCATION, DISTRICT 2 (Vote for 1) **** - Insufficient Turnout to Protect Voter Privacy

Precinct Portion	Times Cast	Registered Voters	Undervotes	Overvotes
County				
County				
PRECINCT 1.00				
Election Day	67	829	15	0
Early Vote	38	829	6	0
Mail In	127	829	21	0
Total	232	829	42	0
PRECINCT 2.00				
Election Day	59	759	6	0
Early Vote	46	759	9	0
Mail In	133	759	18	0
Total	238	759	33	0
PRECINCT 3.00				
Election Day	46	669	5	0
Early Vote	51	669	5	0
Mail In	110	669	15	0
Total	207	669	25	0
PRECINCT 4.00 - City				
Election Day	29	615	2	0
Early Vote	18	615	1	0
Mail In	90	615	8	0
Total	137	615	11	0
PRECINCT 4.01 - County				
Election Day	7	229	****	****
Early Vote	19	229	4	0
Mail In	18	229	3	0
Total	44	229	7	0

Precinct Portion	BUEHLER, MATTHEW R. (NP)	DAVIS, PAUL "DOC" (NP)
County		
County		
PRECINCT 1.00		
Election Day	9	10
Early Vote	7	6
Mail In	13	25
Total	29	41
PRECINCT 2.00		
Election Day	10	13
Early Vote	9	11
Mail In	28	16
Total	47	40
PRECINCT 3.00		
Election Day	16	8
Early Vote	6	3
Mail In	23	6
Total	45	17
PRECINCT 4.00 - City		
Election Day	6	7
Early Vote	6	5
Mail In	14	11
Total	26	23
PRECINCT 4.01 - County		
Election Day	****	****
Early Vote	4	6
Mail In	4	5
Total	9	14

Precinct Portion	KING, JR., DORZELL (NP)		ORR, ANGELA (NP)		Total Votes
County					
County					
PRECINCT 1.00					
Election Day	4		29		52
Early Vote	2		17		32
Mail In	7		61		106
Total	13		107		190
PRECINCT 2.00					
Election Day	2		28		53
Early Vote	2		15		37
Mail In	7		64		115
Total	11		107		205
PRECINCT 3.00					
Election Day	2		15		41
Early Vote	4		33		46
Mail In	7		59		95
Total	13		107		182
PRECINCT 4.00 - City					
Election Day	0		14		27
Early Vote	0		6		17
Mail In	3		54		82
Total	3		74		126
PRECINCT 4.01 - County					
Election Day	****	****	****	****	****
Early Vote	1		4		15
Mail In	0		6		15
Total	1		13		37

Precinct Portion	Times Cast	Registered Voters	Undervotes	Overvotes
PRECINCT 5.00 - City				
Election Day	115	1,118	8	0
Early Vote	117	1,118	13	0
Mail In	208	1,118	50	0
Total	440	1,118	71	0
PRECINCT 5.02 - County				
Election Day	0	3	0	0
Early Vote	0	3	0	0
Mail In	2	3	****	****
Total	2	3	****	****
PRECINCT 6.00				
Election Day	105	1,219	14	0
Early Vote	79	1,219	16	0
Mail In	175	1,219	24	0
Total	359	1,219	54	0
PRECINCT 7.00				
Election Day	90	1,030	15	0
Early Vote	63	1,030	11	0
Mail In	147	1,030	18	0
Total	300	1,030	44	0
PRECINCT 8.00				
Election Day	1	111	****	****
Early Vote	0	111	0	0
Mail In	54	111	15	0
Total	55	111	16	0
PRECINCT 9.00				
Election Day	12	210	2	0
Early Vote	3	210	****	****
Mail In	50	210	5	0
Total	65	210	7	0

Precinct Portion	BUEHLER, MATTHEW R. (NP)	DAVIS, PAUL "DOC" (NP)
PRECINCT 5.00 - City		
Election Day	18	25
Early Vote	22	20
Mail In	26	31
Total	66	76
PRECINCT 5.02 - County		
Election Day	0	0
Early Vote	0	0
Mail In	****	****
Total	****	****
PRECINCT 6.00		
Election Day	22	19
Early Vote	12	8
Mail In	34	22
Total	68	49
PRECINCT 7.00		
Election Day	15	12
Early Vote	12	8
Mail In	30	23
Total	57	43
PRECINCT 8.00		
Election Day	****	****
Early Vote	0	0
Mail In	8	3
Total	8	3
PRECINCT 9.00		
Election Day	3	2
Early Vote	****	****
Mail In	6	14
Total	9	16

Precinct Portion	KING, JR., DORZELL (NP)		ORR, ANGELA (NP)		Total Votes
PRECINCT 5.00 - City					
Election Day	7		57		107
Early Vote	8		54		104
Mail In	15		86		158
Total	30		197		369
PRECINCT 5.02 - County					
Election Day	0		0		0
Early Vote	0		0		0
Mail In	****	****	****	****	****
Total	****	****	****	****	****
PRECINCT 6.00					
Election Day	6		44		91
Early Vote	1		42		63
Mail In	8		87		151
Total	15		173		305
PRECINCT 7.00					
Election Day	14		34		75
Early Vote	7		25		52
Mail In	6		70		129
Total	27		129		256
PRECINCT 8.00					
Election Day	****	****	****	****	****
Early Vote	0		0		0
Mail In	5		23		39
Total	5		23		39
PRECINCT 9.00					
Election Day	4		1		10
Early Vote	****	****	****	****	****
Mail In	6		19		45
Total	10		23		58

Precinct Portion	Times Cast	Registered Voters	Undervotes	Overvotes
PRECINCT 9.03 - GID Split				
Election Day	0	2	0	0
Early Vote	0	2	0	0
Mail In	0	2	0	0
Total	0	2	0	0
PRECINCT 10.00				
Election Day	5	0	****	****
Early Vote	8	0	****	****
Mail In	48	0	4	0
Total	61	0	4	0
PRECINCT 10.01 - GID Split				
Election Day	0	2	0	0
Early Vote	0	2	0	0
Mail In	0	2	0	0
Total	0	2	0	0
PRECINCT 11.00 - GID Split				
Election Day	8	16	****	****
Early Vote	0	16	0	0
Mail In	2	16	****	****
Total	10	16	****	****
PRECINCT 11.01				
Election Day	58	222	6	0
Early Vote	4	222	****	****
Mail In	48	222	9	0
Total	110	222	17	0
PRECINCT 12.00				
Election Day	39	161	9	0
Early Vote	9	161	****	****
Mail In	24	161	2	0
Total	72	161	14	0

Precinct Portion	BUEHLER, MATTHEW R. (NP)	DAVIS, PAUL "DOC" (NP)
PRECINCT 9.03 - GID Split		
Election Day	0	0
Early Vote	0	0
Mail In	0	0
Total	0	0
PRECINCT 10.00		
Election Day	****	****
Early Vote	****	****
Mail In	11	6
Total	14	11
PRECINCT 10.01 - GID Split		
Election Day	0	0
Early Vote	0	0
Mail In	0	0
Total	0	0
PRECINCT 11.00 - GID Split		
Election Day	****	****
Early Vote	0	0
Mail In	****	****
Total	****	****
PRECINCT 11.01		
Election Day	12	9
Early Vote	****	****
Mail In	5	7
Total	17	17
PRECINCT 12.00		
Election Day	8	13
Early Vote	****	****
Mail In	4	5
Total	13	18

Precinct Portion	KING, JR., DORZELL (NP)		ORR, ANGELA (NP)		Total Votes
PRECINCT 9.03 - GID Split					
Election Day	0		0		0
Early Vote	0		0		0
Mail In	0		0		0
Total	0		0		0
PRECINCT 10.00					
Election Day	****	****	****	****	****
Early Vote	****	****	****	****	****
Mail In	3		24		44
Total	6		26		57
PRECINCT 10.01 - GID Split					
Election Day	0		0		0
Early Vote	0		0		0
Mail In	0		0		0
Total	0		0		0
PRECINCT 11.00 - GID Split					
Election Day	****	****	****	****	****
Early Vote	0		0		0
Mail In	****	****	****	****	****
Total	****	****	****	****	****
PRECINCT 11.01					
Election Day	10		21		52
Early Vote	****	****	****	****	****
Mail In	6		21		39
Total	16		43		93
PRECINCT 12.00					
Election Day	1		8		30
Early Vote	****	****	****	****	****
Mail In	4		9		22
Total	5		22		58

Precinct Portion	Times Cast	Registered Voters	Undervotes	Overvotes
PRECINCT 13.00				
Election Day	13	271	1	0
Early Vote	2	271	****	****
Mail In	95	271	22	0
Total	110	271	23	0
PRECINCT 14.00 - City				
Election Day	3	28	****	****
Early Vote	2	28	****	****
Mail In	3	28	****	****
Total	8	28	****	****
PRECINCT 14.02 - County				
Election Day	82	1,063	17	0
Early Vote	32	1,063	4	0
Mail In	125	1,063	10	0
Total	239	1,063	31	0
PRECINCT 15.00				
Election Day	19	357	4	0
Early Vote	16	357	0	0
Mail In	43	357	6	0
Total	78	357	10	0
County - Total	2,767	8,914	416	0
Cumulative				
Cumulative				
Election Day	0	0	0	0
Early Vote	0	0	0	0
Mail In	0	0	0	0
Total	0	0	0	0
Cumulative - Total	0	0	0	0
County - Total	2,767	8,914	416	0

Precinct Portion	BUEHLER, MATTHEW R. (NP)	DAVIS, PAUL "DOC" (NP)
PRECINCT 13.00		
Election Day	6	3
Early Vote	****	****
Mail In	19	18
Total	25	22
PRECINCT 14.00 - City		
Election Day	****	****
Early Vote	****	****
Mail In	****	****
Total	****	****
PRECINCT 14.02 - County		
Election Day	9	16
Early Vote	7	4
Mail In	13	18
Total	29	38
PRECINCT 15.00		
Election Day	4	7
Early Vote	7	7
Mail In	11	7
Total	22	21
County - Total	487	452
Cumulative		
Cumulative		
Election Day	0	0
Early Vote	0	0
Mail In	0	0
Total	0	0
Cumulative - Total	0	0
County - Total	487	452

Precinct Portion	KING, JR., DORZELL (NP)		ORR, ANGELA (NP)		Total Votes
PRECINCT 13.00					
Election Day	2		1		12
Early Vote	****	****	****	****	****
Mail In	7		29		73
Total	9		31		87
PRECINCT 14.00 - City					
Election Day	****	****	****	****	****
Early Vote	****	****	****	****	****
Mail In	****	****	****	****	****
Total	****	****	****	****	****
PRECINCT 14.02 - County					
Election Day	6		34		65
Early Vote	3		14		28
Mail In	17		67		115
Total	26		115		208
PRECINCT 15.00					
Election Day	0		4		15
Early Vote	0		2		16
Mail In	8		11		37
Total	8		17		68
County - Total	200		1,212		2,351
Cumulative					
Cumulative					
Election Day	0		0		0
Early Vote	0		0		0
Mail In	0		0		0
Total	0		0		0
Cumulative - Total	0		0		0
County - Total	200		1,212		2,351

HOSPITAL BOARD TRUSTEE, SEAT A (Vote for 1)

**** - Insufficient Turnout to Protect Voter Privacy

Precinct Portion	Times Cast	Registered Voters	Undervotes	Overvotes
County				
County				
PRECINCT 1.00				
Election Day	67	829	9	0
Early Vote	38	829	4	0
Mail In	127	829	26	0
Total	232	829	39	0
PRECINCT 2.00				
Election Day	59	759	11	0
Early Vote	46	759	4	0
Mail In	133	759	16	0
Total	238	759	31	0
PRECINCT 3.00				
Election Day	46	669	1	0
Early Vote	51	669	5	0
Mail In	110	669	11	0
Total	207	669	17	0
PRECINCT 4.00 - City				
Election Day	29	615	4	0
Early Vote	18	615	1	0
Mail In	90	615	10	0
Total	137	615	15	0
PRECINCT 4.01 - County				
Election Day	7	229	****	****
Early Vote	19	229	2	0
Mail In	18	229	4	0
Total	44	229	6	0

Precinct Portion	CRAMER, ALICIA A. (NP)	Total Votes
County		
County		
PRECINCT 1.00		
Election Day	58	58
Early Vote	34	34
Mail In	101	101
Total	193	193
PRECINCT 2.00		
Election Day	48	48
Early Vote	42	42
Mail In	117	117
Total	207	207
PRECINCT 3.00		
Election Day	45	45
Early Vote	46	46
Mail In	99	99
Total	190	190
PRECINCT 4.00 - City		
Election Day	25	25
Early Vote	17	17
Mail In	80	80
Total	122	122
PRECINCT 4.01 - County		
Election Day	****	****
Early Vote	17	17
Mail In	14	14
Total	38	38

Precinct Portion	Times Cast	Registered Voters	Undervotes	Overvotes
PRECINCT 5.00 - City				
Election Day	115	1,118	9	0
Early Vote	117	1,118	13	0
Mail In	208	1,118	33	0
Total	440	1,118	55	0
PRECINCT 5.02 - County				
Election Day	0	3	0	0
Early Vote	0	3	0	0
Mail In	2	3	****	****
Total	2	3	****	****
PRECINCT 6.00				
Election Day	105	1,219	23	0
Early Vote	79	1,219	18	0
Mail In	175	1,219	29	0
Total	359	1,219	70	0
PRECINCT 7.00				
Election Day	90	1,030	14	0
Early Vote	63	1,030	10	0
Mail In	147	1,030	11	0
Total	300	1,030	35	0
PRECINCT 8.00				
Election Day	1	111	****	****
Early Vote	0	111	0	0
Mail In	54	111	15	0
Total	55	111	16	0
PRECINCT 9.00				
Election Day	12	210	6	0
Early Vote	3	210	****	****
Mail In	50	210	6	0
Total	65	210	12	0

Precinct Portion	CRAMER, ALICIA A. (NP)	Total Votes
PRECINCT 5.00 - City		
Election Day	106	106
Early Vote	104	104
Mail In	175	175
Total	385	385
PRECINCT 5.02 - County		
Election Day	0	0
Early Vote	0	0
Mail In	****	****
Total	****	****
PRECINCT 6.00		
Election Day	82	82
Early Vote	61	61
Mail In	146	146
Total	289	289
PRECINCT 7.00		
Election Day	76	76
Early Vote	53	53
Mail In	136	136
Total	265	265
PRECINCT 8.00		
Election Day	****	****
Early Vote	0	0
Mail In	39	39
Total	39	39
PRECINCT 9.00		
Election Day	6	6
Early Vote	****	****
Mail In	44	44
Total	53	53

Precinct Portion	Times Cast	Registered Voters	Undervotes	Overvotes
PRECINCT 9.03 - GID Split				
Election Day	0	2	0	0
Early Vote	0	2	0	0
Mail In	0	2	0	0
Total	0	2	0	0
PRECINCT 10.00				
Election Day	5	0	****	****
Early Vote	8	0	****	****
Mail In	48	0	10	0
Total	61	0	14	0
PRECINCT 10.01 - GID Split				
Election Day	0	2	0	0
Early Vote	0	2	0	0
Mail In	0	2	0	0
Total	0	2	0	0
PRECINCT 11.00 - GID Split				
Election Day	8	16	****	****
Early Vote	0	16	0	0
Mail In	2	16	****	****
Total	10	16	****	****
PRECINCT 11.01				
Election Day	58	222	10	0
Early Vote	4	222	****	****
Mail In	48	222	10	0
Total	110	222	20	0
PRECINCT 12.00				
Election Day	39	161	8	0
Early Vote	9	161	****	****
Mail In	24	161	2	0
Total	72	161	13	0

Precinct Portion	CRAMER, ALICIA A. (NP)	Total Votes
PRECINCT 9.03 - GID Split		
Election Day	0	0
Early Vote	0	0
Mail In	0	0
Total	0	0
PRECINCT 10.00		
Election Day	****	****
Early Vote	****	****
Mail In	38	38
Total	47	47
PRECINCT 10.01 - GID Split		
Election Day	0	0
Early Vote	0	0
Mail In	0	0
Total	0	0
PRECINCT 11.00 - GID Split		
Election Day	****	****
Early Vote	0	0
Mail In	****	****
Total	****	****
PRECINCT 11.01		
Election Day	48	48
Early Vote	****	****
Mail In	38	38
Total	90	90
PRECINCT 12.00		
Election Day	31	31
Early Vote	****	****
Mail In	22	22
Total	59	59

Precinct Portion	Times Cast	Registered Voters	Undervotes	Overvotes
PRECINCT 13.00				
Election Day	13	271	1	0
Early Vote	2	271	****	****
Mail In	95	271	23	0
Total	110	271	24	0
PRECINCT 14.00 - City				
Election Day	3	28	****	****
Early Vote	2	28	****	****
Mail In	3	28	****	****
Total	8	28	****	****
PRECINCT 14.02 - County				
Election Day	82	1,063	14	0
Early Vote	32	1,063	7	0
Mail In	125	1,063	23	0
Total	239	1,063	44	0
PRECINCT 15.00				
Election Day	19	357	5	0
Early Vote	16	357	0	0
Mail In	43	357	13	0
Total	78	357	18	0
County - Total	2,767	8,914	430	0
Cumulative				
Cumulative				
Election Day	0	0	0	0
Early Vote	0	0	0	0
Mail In	0	0	0	0
Total	0	0	0	0
Cumulative - Total	0	0	0	0
County - Total	2,767	8,914	430	0

Precinct Portion	CRAMER, ALICIA A. (NP)	Total Votes
PRECINCT 13.00		
Election Day	12	12
Early Vote	****	****
Mail In	72	72
Total	86	86
PRECINCT 14.00 - City		
Election Day	****	****
Early Vote	****	****
Mail In	****	****
Total	****	****
PRECINCT 14.02 - County		
Election Day	68	68
Early Vote	25	25
Mail In	102	102
Total	195	195
PRECINCT 15.00		
Election Day	14	14
Early Vote	16	16
Mail In	30	30
Total	60	60
County - Total	2,337	2,337
Cumulative		
Cumulative		
Election Day	0	0
Early Vote	0	0
Mail In	0	0
Total	0	0
Cumulative - Total	0	0
County - Total	2,337	2,337

HOSPITAL BOARD TRUSTEE, SEAT D (Vote for 1)

**** - Insufficient Turnout to Protect Voter Privacy

Precinct Portion	Times Cast	Registered Voters	Undervotes	Overvotes
County				
County				
PRECINCT 1.00				
Election Day	67	829	14	0
Early Vote	38	829	4	0
Mail In	127	829	25	0
Total	232	829	43	0
PRECINCT 2.00				
Election Day	59	759	15	0
Early Vote	46	759	4	0
Mail In	133	759	22	0
Total	238	759	41	0
PRECINCT 3.00				
Election Day	46	669	4	0
Early Vote	51	669	9	0
Mail In	110	669	12	0
Total	207	669	25	0
PRECINCT 4.00 - City				
Election Day	29	615	4	0
Early Vote	18	615	0	0
Mail In	90	615	16	0
Total	137	615	20	0
PRECINCT 4.01 - County				
Election Day	7	229	****	****
Early Vote	19	229	3	0
Mail In	18	229	3	0
Total	44	229	6	0

Precinct Portion	FRENCH, JIM (NP)	Total Votes
County		
County		
PRECINCT 1.00		
Election Day	53	53
Early Vote	34	34
Mail In	102	102
Total	189	189
PRECINCT 2.00		
Election Day	44	44
Early Vote	42	42
Mail In	111	111
Total	197	197
PRECINCT 3.00		
Election Day	42	42
Early Vote	42	42
Mail In	98	98
Total	182	182
PRECINCT 4.00 - City		
Election Day	25	25
Early Vote	18	18
Mail In	74	74
Total	117	117
PRECINCT 4.01 - County		
Election Day	****	****
Early Vote	16	16
Mail In	15	15
Total	38	38

Precinct Portion	Times Cast	Registered Voters	Undervotes	Overvotes
PRECINCT 5.00 - City				
Election Day	115	1,118	15	0
Early Vote	117	1,118	19	0
Mail In	208	1,118	42	0
Total	440	1,118	76	0
PRECINCT 5.02 - County				
Election Day	0	3	0	0
Early Vote	0	3	0	0
Mail In	2	3	****	****
Total	2	3	****	****
PRECINCT 6.00				
Election Day	105	1,219	23	0
Early Vote	79	1,219	16	0
Mail In	175	1,219	37	0
Total	359	1,219	76	0
PRECINCT 7.00				
Election Day	90	1,030	15	0
Early Vote	63	1,030	13	0
Mail In	147	1,030	13	0
Total	300	1,030	41	0
PRECINCT 8.00				
Election Day	1	111	****	****
Early Vote	0	111	0	0
Mail In	54	111	16	0
Total	55	111	16	0
PRECINCT 9.00				
Election Day	12	210	5	0
Early Vote	3	210	****	****
Mail In	50	210	7	0
Total	65	210	12	0

Precinct Portion	FRENCH, JIM (NP)	Total Votes
PRECINCT 5.00 - City		
Election Day	100	100
Early Vote	98	98
Mail In	166	166
Total	364	364
PRECINCT 5.02 - County		
Election Day	0	0
Early Vote	0	0
Mail In	****	****
Total	****	****
PRECINCT 6.00		
Election Day	82	82
Early Vote	63	63
Mail In	138	138
Total	283	283
PRECINCT 7.00		
Election Day	75	75
Early Vote	50	50
Mail In	134	134
Total	259	259
PRECINCT 8.00		
Election Day	****	****
Early Vote	0	0
Mail In	38	38
Total	39	39
PRECINCT 9.00		
Election Day	7	7
Early Vote	****	****
Mail In	43	43
Total	53	53

Precinct Portion	Times Cast	Registered Voters	Undervotes	Overvotes
PRECINCT 9.03 - GID Split				
Election Day	0	2	0	0
Early Vote	0	2	0	0
Mail In	0	2	0	0
Total	0	2	0	0
PRECINCT 10.00				
Election Day	5	0	****	****
Early Vote	8	0	****	****
Mail In	48	0	6	0
Total	61	0	8	0
PRECINCT 10.01 - GID Split				
Election Day	0	2	0	0
Early Vote	0	2	0	0
Mail In	0	2	0	0
Total	0	2	0	0
PRECINCT 11.00 - GID Split				
Election Day	8	16	****	****
Early Vote	0	16	0	0
Mail In	2	16	****	****
Total	10	16	****	****
PRECINCT 11.01				
Election Day	58	222	9	0
Early Vote	4	222	****	****
Mail In	48	222	13	0
Total	110	222	22	0
PRECINCT 12.00				
Election Day	39	161	12	0
Early Vote	9	161	****	****
Mail In	24	161	5	0
Total	72	161	19	0

Precinct Portion	FRENCH, JIM (NP)	Total Votes
PRECINCT 9.03 - GID Split		
Election Day	0	0
Early Vote	0	0
Mail In	0	0
Total	0	0
PRECINCT 10.00		
Election Day	****	****
Early Vote	****	****
Mail In	42	42
Total	53	53
PRECINCT 10.01 - GID Split		
Election Day	0	0
Early Vote	0	0
Mail In	0	0
Total	0	0
PRECINCT 11.00 - GID Split		
Election Day	****	****
Early Vote	0	0
Mail In	****	****
Total	****	****
PRECINCT 11.01		
Election Day	49	49
Early Vote	****	****
Mail In	35	35
Total	88	88
PRECINCT 12.00		
Election Day	27	27
Early Vote	****	****
Mail In	19	19
Total	53	53

Precinct Portion	Times Cast	Registered Voters	Undervotes	Overvotes
PRECINCT 13.00				
Election Day	13	271	1	0
Early Vote	2	271	****	****
Mail In	95	271	24	0
Total	110	271	25	0
PRECINCT 14.00 - City				
Election Day	3	28	****	****
Early Vote	2	28	****	****
Mail In	3	28	****	****
Total	8	28	****	****
PRECINCT 14.02 - County				
Election Day	82	1,063	14	0
Early Vote	32	1,063	6	0
Mail In	125	1,063	20	0
Total	239	1,063	40	0
PRECINCT 15.00				
Election Day	19	357	5	0
Early Vote	16	357	0	0
Mail In	43	357	13	0
Total	78	357	18	0
County - Total	2,767	8,914	491	0
Cumulative				
Cumulative				
Election Day	0	0	0	0
Early Vote	0	0	0	0
Mail In	0	0	0	0
Total	0	0	0	0
Cumulative - Total	0	0	0	0
County - Total	2,767	8,914	491	0

Precinct Portion	FRENCH, JIM (NP)	Total Votes
PRECINCT 13.00		
Election Day	12	12
Early Vote	****	****
Mail In	71	71
Total	85	85
PRECINCT 14.00 - City		
Election Day	****	****
Early Vote	****	****
Mail In	****	****
Total	****	****
PRECINCT 14.02 - County		
Election Day	68	68
Early Vote	26	26
Mail In	105	105
Total	199	199
PRECINCT 15.00		
Election Day	14	14
Early Vote	16	16
Mail In	30	30
Total	60	60
County - Total	2,276	2,276
Cumulative		
Cumulative		
Election Day	0	0
Early Vote	0	0
Mail In	0	0
Total	0	0
Cumulative - Total	0	0
County - Total	2,276	2,276

SCHOOL DISTRICT TRUSTEE, SEAT D (Vote for 1)

**** - Insufficient Turnout to Protect Voter Privacy

Precinct Portion	Times Cast	Registered Voters	Undervotes	Overvotes
County				
County				
PRECINCT 1.00				
Election Day	67	829	12	0
Early Vote	38	829	7	0
Mail In	127	829	26	0
Total	232	829	45	0
PRECINCT 2.00				
Election Day	59	759	14	0
Early Vote	46	759	5	0
Mail In	133	759	24	0
Total	238	759	43	0
PRECINCT 3.00				
Election Day	46	669	3	0
Early Vote	51	669	10	0
Mail In	110	669	10	0
Total	207	669	23	0
PRECINCT 4.00 - City				
Election Day	29	615	3	0
Early Vote	18	615	2	0
Mail In	90	615	14	0
Total	137	615	19	0
PRECINCT 4.01 - County				
Election Day	7	229	****	****
Early Vote	19	229	4	0
Mail In	18	229	4	0
Total	44	229	8	0

Precinct Portion	SWENSEN, ABRAM (NP)	Total Votes
County		
County		
PRECINCT 1.00		
Election Day	55	55
Early Vote	31	31
Mail In	101	101
Total	187	187
PRECINCT 2.00		
Election Day	45	45
Early Vote	41	41
Mail In	109	109
Total	195	195
PRECINCT 3.00		
Election Day	43	43
Early Vote	41	41
Mail In	100	100
Total	184	184
PRECINCT 4.00 - City		
Election Day	26	26
Early Vote	16	16
Mail In	76	76
Total	118	118
PRECINCT 4.01 - County		
Election Day	****	****
Early Vote	15	15
Mail In	14	14
Total	36	36

Precinct Portion	Times Cast	Registered Voters	Undervotes	Overvotes
PRECINCT 5.00 - City				
Election Day	115	1,118	12	0
Early Vote	117	1,118	17	0
Mail In	208	1,118	34	0
Total	440	1,118	63	0
PRECINCT 5.02 - County				
Election Day	0	3	0	0
Early Vote	0	3	0	0
Mail In	2	3	****	****
Total	2	3	****	****
PRECINCT 6.00				
Election Day	105	1,219	23	0
Early Vote	79	1,219	16	0
Mail In	175	1,219	45	0
Total	359	1,219	84	0
PRECINCT 7.00				
Election Day	90	1,030	19	0
Early Vote	63	1,030	12	0
Mail In	147	1,030	18	0
Total	300	1,030	49	0
PRECINCT 8.00				
Election Day	1	111	****	****
Early Vote	0	111	0	0
Mail In	54	111	17	0
Total	55	111	18	0
PRECINCT 9.00				
Election Day	12	210	5	0
Early Vote	3	210	****	****
Mail In	50	210	6	0
Total	65	210	11	0

Precinct Portion	SWENSEN, ABRAM (NP)	Total Votes
PRECINCT 5.00 - City		
Election Day	103	103
Early Vote	100	100
Mail In	174	174
Total	377	377
PRECINCT 5.02 - County		
Election Day	0	0
Early Vote	0	0
Mail In	****	****
Total	****	****
PRECINCT 6.00		
Election Day	82	82
Early Vote	63	63
Mail In	130	130
Total	275	275
PRECINCT 7.00		
Election Day	71	71
Early Vote	51	51
Mail In	129	129
Total	251	251
PRECINCT 8.00		
Election Day	****	****
Early Vote	0	0
Mail In	37	37
Total	37	37
PRECINCT 9.00		
Election Day	7	7
Early Vote	****	****
Mail In	44	44
Total	54	54

Precinct Portion	Times Cast	Registered Voters	Undervotes	Overvotes
PRECINCT 9.03 - GID Split				
Election Day	0	2	0	0
Early Vote	0	2	0	0
Mail In	0	2	0	0
Total	0	2	0	0
PRECINCT 10.00				
Election Day	5	0	****	****
Early Vote	8	0	****	****
Mail In	48	0	10	0
Total	61	0	14	0
PRECINCT 10.01 - GID Split				
Election Day	0	2	0	0
Early Vote	0	2	0	0
Mail In	0	2	0	0
Total	0	2	0	0
PRECINCT 11.00 - GID Split				
Election Day	8	16	****	****
Early Vote	0	16	0	0
Mail In	2	16	****	****
Total	10	16	****	****
PRECINCT 11.01				
Election Day	58	222	11	0
Early Vote	4	222	****	****
Mail In	48	222	9	0
Total	110	222	20	0
PRECINCT 12.00				
Election Day	39	161	9	0
Early Vote	9	161	****	****
Mail In	24	161	6	0
Total	72	161	18	0

Precinct Portion	SWENSEN, ABRAM (NP)	Total Votes
PRECINCT 9.03 - GID Split		
Election Day	0	0
Early Vote	0	0
Mail In	0	0
Total	0	0
PRECINCT 10.00		
Election Day	****	****
Early Vote	****	****
Mail In	38	38
Total	47	47
PRECINCT 10.01 - GID Split		
Election Day	0	0
Early Vote	0	0
Mail In	0	0
Total	0	0
PRECINCT 11.00 - GID Split		
Election Day	****	****
Early Vote	0	0
Mail In	****	****
Total	****	****
PRECINCT 11.01		
Election Day	47	47
Early Vote	****	****
Mail In	39	39
Total	90	90
PRECINCT 12.00		
Election Day	30	30
Early Vote	****	****
Mail In	18	18
Total	54	54

Precinct Portion	Times Cast	Registered Voters	Undervotes	Overvotes
PRECINCT 13.00				
Election Day	13	271	1	0
Early Vote	2	271	****	****
Mail In	95	271	27	0
Total	110	271	28	0
PRECINCT 14.00 - City				
Election Day	3	28	****	****
Early Vote	2	28	****	****
Mail In	3	28	****	****
Total	8	28	****	****
PRECINCT 14.02 - County				
Election Day	82	1,063	15	0
Early Vote	32	1,063	5	0
Mail In	125	1,063	20	0
Total	239	1,063	40	0
PRECINCT 15.00				
Election Day	19	357	7	0
Early Vote	16	357	0	0
Mail In	43	357	15	0
Total	78	357	22	0
County - Total	2,767	8,914	508	0
Cumulative				
Cumulative				
Election Day	0	0	0	0
Early Vote	0	0	0	0
Mail In	0	0	0	0
Total	0	0	0	0
Cumulative - Total	0	0	0	0
County - Total	2,767	8,914	508	0

Precinct Portion	SWENSEN, ABRAM (NP)	Total Votes
PRECINCT 13.00		
Election Day	12	12
Early Vote	****	****
Mail In	68	68
Total	82	82
PRECINCT 14.00 - City		
Election Day	****	****
Early Vote	****	****
Mail In	****	****
Total	****	****
PRECINCT 14.02 - County		
Election Day	67	67
Early Vote	27	27
Mail In	105	105
Total	199	199
PRECINCT 15.00		
Election Day	12	12
Early Vote	16	16
Mail In	28	28
Total	56	56
County - Total	2,259	2,259
Cumulative		
Cumulative		
Election Day	0	0
Early Vote	0	0
Mail In	0	0
Total	0	0
Cumulative - Total	0	0
County - Total	2,259	2,259

SCHOOL DISTRICT TRUSTEE, SEAT E (Vote for 1)

**** - Insufficient Turnout to Protect Voter Privacy

Precinct Portion	Times Cast	Registered Voters	Undervotes	Overvotes
County				
County				
PRECINCT 1.00				
Election Day	67	829	10	0
Early Vote	38	829	4	0
Mail In	127	829	25	0
Total	232	829	39	0
PRECINCT 2.00				
Election Day	59	759	14	0
Early Vote	46	759	8	0
Mail In	133	759	20	0
Total	238	759	42	0
PRECINCT 3.00				
Election Day	46	669	5	0
Early Vote	51	669	6	0
Mail In	110	669	13	0
Total	207	669	24	0
PRECINCT 4.00 - City				
Election Day	29	615	3	0
Early Vote	18	615	1	0
Mail In	90	615	10	0
Total	137	615	14	0
PRECINCT 4.01 - County				
Election Day	7	229	****	****
Early Vote	19	229	4	0
Mail In	18	229	4	0
Total	44	229	8	0

Precinct Portion	WOODLAND, LORI ECHEVARRIA (NP)	Total Votes
County		
County		
PRECINCT 1.00		
Election Day	57	57
Early Vote	34	34
Mail In	102	102
Total	193	193
PRECINCT 2.00		
Election Day	45	45
Early Vote	38	38
Mail In	113	113
Total	196	196
PRECINCT 3.00		
Election Day	41	41
Early Vote	45	45
Mail In	97	97
Total	183	183
PRECINCT 4.00 - City		
Election Day	26	26
Early Vote	17	17
Mail In	80	80
Total	123	123
PRECINCT 4.01 - County		
Election Day	****	****
Early Vote	15	15
Mail In	14	14
Total	36	36

Precinct Portion	Times Cast	Registered Voters	Undervotes	Overvotes
PRECINCT 5.00 - City				
Election Day	115	1,118	9	0
Early Vote	117	1,118	13	0
Mail In	208	1,118	29	0
Total	440	1,118	51	0
PRECINCT 5.02 - County				
Election Day	0	3	0	0
Early Vote	0	3	0	0
Mail In	2	3	****	****
Total	2	3	****	****
PRECINCT 6.00				
Election Day	105	1,219	25	0
Early Vote	79	1,219	17	0
Mail In	175	1,219	40	0
Total	359	1,219	82	0
PRECINCT 7.00				
Election Day	90	1,030	19	0
Early Vote	63	1,030	13	0
Mail In	147	1,030	15	0
Total	300	1,030	47	0
PRECINCT 8.00				
Election Day	1	111	****	****
Early Vote	0	111	0	0
Mail In	54	111	14	0
Total	55	111	15	0
PRECINCT 9.00				
Election Day	12	210	5	0
Early Vote	3	210	****	****
Mail In	50	210	8	0
Total	65	210	13	0

Precinct Portion	WOODLAND, LORI ECHEVARRIA (NP)	Total Votes
PRECINCT 5.00 - City		
Election Day	106	106
Early Vote	104	104
Mail In	179	179
Total	389	389
PRECINCT 5.02 - County		
Election Day	0	0
Early Vote	0	0
Mail In	****	****
Total	****	****
PRECINCT 6.00		
Election Day	80	80
Early Vote	62	62
Mail In	135	135
Total	277	277
PRECINCT 7.00		
Election Day	71	71
Early Vote	50	50
Mail In	132	132
Total	253	253
PRECINCT 8.00		
Election Day	****	****
Early Vote	0	0
Mail In	40	40
Total	40	40
PRECINCT 9.00		
Election Day	7	7
Early Vote	****	****
Mail In	42	42
Total	52	52

Precinct Portion	Times Cast	Registered Voters	Undervotes	Overvotes
PRECINCT 9.03 - GID Split				
Election Day	0	2	0	0
Early Vote	0	2	0	0
Mail In	0	2	0	0
Total	0	2	0	0
PRECINCT 10.00				
Election Day	5	0	****	****
Early Vote	8	0	****	****
Mail In	48	0	6	0
Total	61	0	8	0
PRECINCT 10.01 - GID Split				
Election Day	0	2	0	0
Early Vote	0	2	0	0
Mail In	0	2	0	0
Total	0	2	0	0
PRECINCT 11.00 - GID Split				
Election Day	8	16	****	****
Early Vote	0	16	0	0
Mail In	2	16	****	****
Total	10	16	****	****
PRECINCT 11.01				
Election Day	58	222	13	0
Early Vote	4	222	****	****
Mail In	48	222	11	0
Total	110	222	24	0
PRECINCT 12.00				
Election Day	39	161	6	0
Early Vote	9	161	****	****
Mail In	24	161	6	0
Total	72	161	13	0

Precinct Portion	WOODLAND, LORI ECHEVARRIA (NP)	Total Votes
PRECINCT 9.03 - GID Split		
Election Day	0	0
Early Vote	0	0
Mail In	0	0
Total	0	0
PRECINCT 10.00		
Election Day	****	****
Early Vote	****	****
Mail In	42	42
Total	53	53
PRECINCT 10.01 - GID Split		
Election Day	0	0
Early Vote	0	0
Mail In	0	0
Total	0	0
PRECINCT 11.00 - GID Split		
Election Day	****	****
Early Vote	0	0
Mail In	****	****
Total	****	****
PRECINCT 11.01		
Election Day	45	45
Early Vote	****	****
Mail In	37	37
Total	86	86
PRECINCT 12.00		
Election Day	33	33
Early Vote	****	****
Mail In	18	18
Total	59	59

Precinct Portion	Times Cast	Registered Voters	Undervotes	Overvotes
PRECINCT 13.00				
Election Day	13	271	1	0
Early Vote	2	271	****	****
Mail In	95	271	22	0
Total	110	271	23	0
PRECINCT 14.00 - City				
Election Day	3	28	****	****
Early Vote	2	28	****	****
Mail In	3	28	****	****
Total	8	28	****	****
PRECINCT 14.02 - County				
Election Day	82	1,063	18	0
Early Vote	32	1,063	6	0
Mail In	125	1,063	26	0
Total	239	1,063	50	0
PRECINCT 15.00				
Election Day	19	357	7	0
Early Vote	16	357	0	0
Mail In	43	357	13	0
Total	78	357	20	0
County - Total	2,767	8,914	476	0
Cumulative				
Cumulative				
Election Day	0	0	0	0
Early Vote	0	0	0	0
Mail In	0	0	0	0
Total	0	0	0	0
Cumulative - Total	0	0	0	0
County - Total	2,767	8,914	476	0

Precinct Portion	WOODLAND, LORI ECHEVARRIA (NP)	Total Votes
PRECINCT 13.00		
Election Day	12	12
Early Vote	****	****
Mail In	73	73
Total	87	87
PRECINCT 14.00 - City		
Election Day	****	****
Early Vote	****	****
Mail In	****	****
Total	****	****
PRECINCT 14.02 - County		
Election Day	64	64
Early Vote	26	26
Mail In	99	99
Total	189	189
PRECINCT 15.00		
Election Day	12	12
Early Vote	16	16
Mail In	30	30
Total	58	58
County - Total	2,291	2,291
Cumulative		
Cumulative		
Election Day	0	0
Early Vote	0	0
Mail In	0	0
Total	0	0
Cumulative - Total	0	0
County - Total	2,291	2,291

JUSTICE OF THE PEACE, UNION TOWNSHIP (Vote for 1) **** - Insufficient Turnout to Protect Voter Privacy

Precinct Portion	Times Cast	Registered Voters	Undervotes	Overvotes
County				
County				
PRECINCT 1.00				
Election Day	67	829	5	0
Early Vote	38	829	0	0
Mail In	127	829	8	0
Total	232	829	13	0
PRECINCT 2.00				
Election Day	59	759	5	0
Early Vote	46	759	1	0
Mail In	133	759	9	0
Total	238	759	15	0
PRECINCT 3.00				
Election Day	46	669	2	0
Early Vote	51	669	0	0
Mail In	110	669	4	0
Total	207	669	6	0
PRECINCT 4.00 - City				
Election Day	29	615	0	0
Early Vote	18	615	0	0
Mail In	90	615	5	0
Total	137	615	5	0
PRECINCT 4.01 - County				
Election Day	7	229	****	****
Early Vote	19	229	2	0
Mail In	18	229	2	0
Total	44	229	4	0

Precinct Portion	DAWSON, JEFF (NP)	KOEPKE, MATTHEW (NP)
County		
County		
PRECINCT 1.00		
Election Day	21	11
Early Vote	13	6
Mail In	44	24
Total	78	41
PRECINCT 2.00		
Election Day	23	4
Early Vote	17	4
Mail In	44	10
Total	84	18
PRECINCT 3.00		
Election Day	11	4
Early Vote	19	2
Mail In	25	5
Total	55	11
PRECINCT 4.00 - City		
Election Day	9	3
Early Vote	7	0
Mail In	27	10
Total	43	13
PRECINCT 4.01 - County		
Election Day	****	****
Early Vote	7	1
Mail In	10	3
Total	19	4

Precinct Portion	MALTZMAN, CODY (NP)	MAVITY, MIKE (NP)		Total Votes
County				
County				
PRECINCT 1.00				
Election Day	4	26		62
Early Vote	0	19		38
Mail In	7	44		119
Total	11	89		219
PRECINCT 2.00				
Election Day	3	24		54
Early Vote	1	23		45
Mail In	9	61		124
Total	13	108		223
PRECINCT 3.00				
Election Day	2	27		44
Early Vote	4	26		51
Mail In	7	69		106
Total	13	122		201
PRECINCT 4.00 - City				
Election Day	2	15		29
Early Vote	1	10		18
Mail In	10	38		85
Total	13	63		132
PRECINCT 4.01 - County				
Election Day	****	****	****	****
Early Vote	0	9		17
Mail In	0	3		16
Total	2	15		40

Precinct Portion	Times Cast	Registered Voters	Undervotes	Overvotes
PRECINCT 5.00 - City				
Election Day	115	1,118	2	0
Early Vote	117	1,118	0	0
Mail In	208	1,118	12	0
Total	440	1,118	14	0
PRECINCT 5.02 - County				
Election Day	0	3	0	0
Early Vote	0	3	0	0
Mail In	2	3	****	****
Total	2	3	****	****
PRECINCT 6.00				
Election Day	105	1,219	6	0
Early Vote	79	1,219	4	0
Mail In	175	1,219	4	0
Total	359	1,219	14	0
PRECINCT 7.00				
Election Day	90	1,030	7	0
Early Vote	63	1,030	3	0
Mail In	147	1,030	8	0
Total	300	1,030	18	0
PRECINCT 8.00				
Election Day	1	111	****	****
Early Vote	0	111	0	0
Mail In	54	111	10	0
Total	55	111	10	0
PRECINCT 9.00				
Election Day	12	210	1	0
Early Vote	3	210	****	****
Mail In	50	210	5	0
Total	65	210	6	0

Precinct Portion	DAWSON, JEFF (NP)	KOEPKE, MATTHEW (NP)
PRECINCT 5.00 - City		
Election Day	43	9
Early Vote	31	6
Mail In	64	9
Total	138	24
PRECINCT 5.02 - County		
Election Day	0	0
Early Vote	0	0
Mail In	****	****
Total	****	****
PRECINCT 6.00		
Election Day	38	13
Early Vote	21	6
Mail In	63	21
Total	122	40
PRECINCT 7.00		
Election Day	26	13
Early Vote	16	11
Mail In	64	14
Total	106	38
PRECINCT 8.00		
Election Day	****	****
Early Vote	0	0
Mail In	16	3
Total	17	3
PRECINCT 9.00		
Election Day	8	0
Early Vote	****	****
Mail In	10	7
Total	18	8

Precinct Portion	MALTZMAN, CODY (NP)		MAVITY, MIKE (NP)		Total Votes
PRECINCT 5.00 - City					
Election Day	6		55		113
Early Vote	4		76		117
Mail In	7		116		196
Total	17		247		426
PRECINCT 5.02 - County					
Election Day	0		0		0
Early Vote	0		0		0
Mail In	****	****	****	****	****
Total	****	****	****	****	****
PRECINCT 6.00					
Election Day	14		34		99
Early Vote	5		43		75
Mail In	18		69		171
Total	37		146		345
PRECINCT 7.00					
Election Day	7		37		83
Early Vote	6		27		60
Mail In	17		44		139
Total	30		108		282
PRECINCT 8.00					
Election Day	****	****	****	****	****
Early Vote	0		0		0
Mail In	0		25		44
Total	0		25		45
PRECINCT 9.00					
Election Day	2		1		11
Early Vote	****	****	****	****	****
Mail In	15		13		45
Total	17		16		59

Precinct Portion	Times Cast	Registered Voters	Undervotes	Overvotes
PRECINCT 9.03 - GID Split				
Election Day	0	2	0	0
Early Vote	0	2	0	0
Mail In	0	2	0	0
Total	0	2	0	0
PRECINCT 10.00				
Election Day	5	0	****	****
Early Vote	8	0	****	****
Mail In	48	0	7	0
Total	61	0	8	0
PRECINCT 10.01 - GID Split				
Election Day	0	2	0	0
Early Vote	0	2	0	0
Mail In	0	2	0	0
Total	0	2	0	0
PRECINCT 11.00 - GID Split				
Election Day	8	16	****	****
Early Vote	0	16	0	0
Mail In	2	16	****	****
Total	10	16	****	****
PRECINCT 11.01				
Election Day	58	222	2	0
Early Vote	4	222	****	****
Mail In	48	222	6	0
Total	110	222	10	0
PRECINCT 12.00				
Election Day	39	161	1	0
Early Vote	9	161	****	****
Mail In	24	161	2	0
Total	72	161	3	0

Precinct Portion	DAWSON, JEFF (NP)	KOEPKE, MATTHEW (NP)
PRECINCT 9.03 - GID Split		
Election Day	0	0
Early Vote	0	0
Mail In	0	0
Total	0	0
PRECINCT 10.00		
Election Day	****	****
Early Vote	****	****
Mail In	15	6
Total	20	8
PRECINCT 10.01 - GID Split		
Election Day	0	0
Early Vote	0	0
Mail In	0	0
Total	0	0
PRECINCT 11.00 - GID Split		
Election Day	****	****
Early Vote	0	0
Mail In	****	****
Total	****	****
PRECINCT 11.01		
Election Day	16	12
Early Vote	****	****
Mail In	8	7
Total	24	19
PRECINCT 12.00		
Election Day	9	1
Early Vote	****	****
Mail In	5	2
Total	16	3

Precinct Portion	MALTZMAN, CODY (NP)		MAVITY, MIKE (NP)		Total Votes
PRECINCT 9.03 - GID Split					
Election Day	0		0		0
Early Vote	0		0		0
Mail In	0		0		0
Total	0		0		0
PRECINCT 10.00					
Election Day	****	****	****	****	****
Early Vote	****	****	****	****	****
Mail In	6		14		41
Total	10		15		53
PRECINCT 10.01 - GID Split					
Election Day	0		0		0
Early Vote	0		0		0
Mail In	0		0		0
Total	0		0		0
PRECINCT 11.00 - GID Split					
Election Day	****	****	****	****	****
Early Vote	0		0		0
Mail In	****	****	****	****	****
Total	****	****	****	****	****
PRECINCT 11.01					
Election Day	1		27		56
Early Vote	****	****	****	****	****
Mail In	6		21		42
Total	7		50		100
PRECINCT 12.00					
Election Day	6		22		38
Early Vote	****	****	****	****	****
Mail In	3		12		22
Total	12		38		69

Precinct Portion	Times Cast	Registered Voters	Undervotes	Overvotes
PRECINCT 13.00				
Election Day	13	271	1	0
Early Vote	2	271	****	****
Mail In	95	271	10	0
Total	110	271	11	0
PRECINCT 14.00 - City				
Election Day	3	28	****	****
Early Vote	2	28	****	****
Mail In	3	28	****	****
Total	8	28	****	****
PRECINCT 14.02 - County				
Election Day	82	1,063	4	0
Early Vote	32	1,063	2	0
Mail In	125	1,063	4	0
Total	239	1,063	10	0
PRECINCT 15.00				
Election Day	19	357	3	0
Early Vote	16	357	0	0
Mail In	43	357	4	0
Total	78	357	7	0
County - Total	2,767	8,914	154	0
Cumulative				
Cumulative				
Election Day	0	0	0	0
Early Vote	0	0	0	0
Mail In	0	0	0	0
Total	0	0	0	0
Cumulative - Total	0	0	0	0
County - Total	2,767	8,914	154	0

Precinct Portion	DAWSON, JEFF (NP)	KOEPKE, MATTHEW (NP)
PRECINCT 13.00		
Election Day	6	2
Early Vote	****	****
Mail In	40	6
Total	47	8
PRECINCT 14.00 - City		
Election Day	****	****
Early Vote	****	****
Mail In	****	****
Total	****	****
PRECINCT 14.02 - County		
Election Day	25	4
Early Vote	16	0
Mail In	45	17
Total	86	21
PRECINCT 15.00		
Election Day	6	0
Early Vote	7	0
Mail In	17	8
Total	30	8
County - Total	908	271
Cumulative		
Cumulative		
Election Day	0	0
Early Vote	0	0
Mail In	0	0
Total	0	0
Cumulative - Total	0	0
County - Total	908	271

Precinct Portion	MALTZMAN, CODY (NP)	MAVITY, MIKE (NP)		Total Votes
PRECINCT 13.00				
Election Day	0	4		12
Early Vote	****	****	****	****
Mail In	10	29		85
Total	11	33		99
PRECINCT 14.00 - City				
Election Day	****	****	****	****
Early Vote	****	****	****	****
Mail In	****	****	****	****
Total	****	****	****	****
PRECINCT 14.02 - County				
Election Day	7	42		78
Early Vote	1	13		30
Mail In	5	54		121
Total	13	109		229
PRECINCT 15.00				
Election Day	1	9		16
Early Vote	6	3		16
Mail In	1	13		39
Total	8	25		71
County - Total	216	1,218		2,613
Cumulative				
Cumulative				
Election Day	0	0		0
Early Vote	0	0		0
Mail In	0	0		0
Total	0	0		0
Cumulative - Total	0	0		0
County - Total	216	1,218		2,613